

FEDERATION INTERNATIONALE  
DU SPORT AUTOMOBILE

Homologation No

A-5466

Groupe A/B  
Group


FICHE D'HOMOLOGATION CONFORME A L'ANNEXE J DU CODE SPORTIF INTERNATIONAL  
HOMOLOGATION FORM IN ACCORDANCE WITH APPENDIX J OF THE INTERNATIONAL SPORTING CODE

Homologation valable à partir du 1 JANUARY 1993  
Homologation valid as from

A) Voiture vue de 3/4 avant  
Car seen from 3/4 front



B) Voiture vue de 3/4 arrière  
Car seen from 3/4 rear




1. GENERALITES / GENERAL

101. Constructeur FORD MOTOR COMPANY LIMITED  
Manufacturer
102. Dénomination(s) commerciale(s) - Modèle et type ESCORT RS COSWORTH  
Commercial name(s) - Model and type
103. Cylindrée 1994.5 cm<sup>3</sup> Cylindrée corrigée 1994.5 x 1.7 = 3390.6 cm<sup>3</sup>  
Cylinder capacity Corrected cylinder capacity
104. Mode de construction : a) Mode : 

<del>XXXXX</del> séparée	monocoque
<del>XXXXX</del>	unitary construction

  
Type of car construction : Type :
- b) Matériau du châssis / coque STEEL SHEET WITH PLASTIC BODY MOULDINGS  
Material of chassis / bodyshell
105. Nombre de volumes 2 106. Nombre de pièces 5  
Number of volumes Number of pieces

CF FISA - FC - 1990 - 001.01.FB 10.90




Marque FORD  
 Make \_\_\_\_\_

Modèle ESCORT RS COSWORTH  
 Model \_\_\_\_\_



## 2. DIMENSIONS, POIDS / DIMENSIONS, WEIGHT

202. Longueur hors-tout 4211 mm +/- 1 % - see note Page 20A  
 Overall length \_\_\_\_\_
203. Largeur hors-tout 1742 mm +/- 1 %  
 Overall width \_\_\_\_\_
- Endroit de mesure AT REAR AXLE  
 Where measured \_\_\_\_\_
204. Largeur de carrosserie a) A la hauteur de l'axe avant 1735 mm +/- 1 %  
 Width of bodywork At front axle \_\_\_\_\_  
 b) A la hauteur de l'axe arrière 1742 mm +/- 1 %  
 At rear axle \_\_\_\_\_
206. Empattement 2551 mm +/- 1 %  
 Wheelbase \_\_\_\_\_
208. Porte-à-faux a) Avant 807 mm +/- 1 % b) Arrière 853 mm +/- 1 %  
 Overhang Front \_\_\_\_\_ Rear \_\_\_\_\_
210. Distance "G" (volant - pareil de séparation arrière) 1590 mm  
 Distance "G" (steering wheel - rear bulkhead) \_\_\_\_\_



Marque FORD  
 Make \_\_\_\_\_

Modèle ESCORT RS COSWORTH  
 Model \_\_\_\_\_

**5466**


**3. MOTEUR / ENGINE**

*(en cas de moteur rotatif, voir Art. 335 sur fiche additionnelle)*  
*(in case of rotative engine, see Art. 335 on additional form)*


301. Emplacement et position du moteur FRONT, LONGITUDAL, VERTICAL  
 Location and position of the engine \_\_\_\_\_

303. Cycle 4  
 Cycle \_\_\_\_\_


C) Profil droit du moteur déposé  
 Right hand view of dismantled engine



D) Profil gauche du moteur déposé  
 Left hand view of dismantled engine



E) Moteur dans son compartiment  
 Engine in its compartment




304. Suralimentation  
 Supercharging

oui	<input checked="" type="checkbox"/>
yes	<input checked="" type="checkbox"/>

*(en cas de suralimentation, voir Art. 334 sur fiche additionnelle)*  
*(in case of supercharging, see Art. 334 on additional form)*

Type et nombre de compresseurs 1 x TURBOCHARGER  
 Type and number of compressors \_\_\_\_\_

(C) FISA - FC - 1990 - 00801/FB/10.00



Marque FORD  
Make \_\_\_\_\_

Modèle ESCORT RS COSWORTH  
Model \_\_\_\_\_

**A-5466**

305. Nombre et disposition des cylindres 4, IN LINE  
Number and layout of cylinders \_\_\_\_\_

306. Mode de refroidissement LIQUID  
Type of cooling \_\_\_\_\_

307. Cylindrée a) Unitaire 498.5 cm<sup>3</sup> b) Totale \_\_\_\_\_ cm<sup>3</sup>  
Cylinder capacity Unitary Total  
1994.5x1.7=3390.6cm<sup>3</sup>

c) Totale max. autorisée 2021.0x1.7=3435.7 cm<sup>3</sup>  
Max. total allowed  
**INDICATION NON VALABLE EN GROUPE N  
NOT VALID FOR GROUP N**

312. Matériau du bloc-cylindre FERROUS  
Cylinder block material \_\_\_\_\_

313. Chemises : a) 

oui	<del>XX</del>
yes	<del>XX</del>

 c) 

<del>humides</del>	sèches
<del>XX</del>	dry

**FACTORY RECLAIM ONLY**  
Sleeves :

314. Alésage 90.8 mm 315. Alésage maximum autorisé 91.4 mm  
Bore Maximum bore allowed

**INDICATION NON VALABLE EN GROUPE N  
NOT VALID FOR GROUP N**

316. Course 77.0 mm  
Stroke

318. Bielle : a) Matériau STEEL b) Type de la tête de bielle SPLIT  
Connecting rod : Material Big end type

c) Diamètre intérieur de la tête de bielle (sans coussinets) 55 mm  
Interior diameter of the big end (without shell bearings)

d) Longueur entre axes 128.5 ± 0.2 mm e) Poids minimum 675 g  
Length between the axes Minimum weight

319. Vilebrequin a) Type de construction ONE PIECE  
Crankshaft Type of manufacture

b) Matériau STEEL c) 

<del>semi</del>	forgé
<del>cast</del>	forged

 d) Nombre de paliers 5  
Material Number of bearings

e) Type de paliers PLAIN f) Diamètre des paliers 56.98 mm ± 0.2  
Type of bearings Diameter of bearings  
**SEE PAGE 20**


g) Matériau des chapeaux de paliers FERROUS h) Poids minimum du vilebrequin nu 14.200 g  
Bearing cap material Minimum weight of bare crankshaft

320. Volant moteur : 

Boîte manuelle/Manual gearbox	Boîte automatique/Automatie gearbox
a) Matériau <u>STEEL</u> Material	_____
b) Poids minimum avec couronne de démarreur <u>8370</u> g Minimum weight with starter ring	_____ g

Utilisable uniquement avec boîte de vitesses automatique  
Only usable with an automatic gearbox

G.F.S.A. - FC - 8110 - 00101/FIA 10190




Marque FORD  
 Make \_\_\_\_\_

Modèle ESCORT RS COSWORTH  
 Model \_\_\_\_\_


**A - 5 4 6 6**

321. Culasse : a) Nombre 1 b) Matériau ALUMINIUM ALLOY  
 Cylinderhead : Number \_\_\_\_\_ Material \_\_\_\_\_
- e) Angle entre soupape d'admission et la verticale 22½°  
 Angle between intake valve and vertical \_\_\_\_\_
- f) Angle entre soupape d'échappement et la verticale 22½°  
 Angle between exhaust valve and vertical \_\_\_\_\_

F) Culasse nue  
 Bare cylinderhead




G) Chambre de combustion  
 Combustion chamber




323. Alimentation par carburateur : a) Nombre de carburateurs —  
 Fuel feed by carburettor : Number of carburetors \_\_\_\_\_
- b) Type — c) Marque et modèle —  
 Type \_\_\_\_\_ Make and model \_\_\_\_\_
- d) Nombre de passages de gaz par carburateur —  
 Number of mixture passages per carburettor \_\_\_\_\_
- e) Diamètre maximum de la sortie de gaz du carburateur — mm  
 Maximum diameter of the carburettor mixture exit port \_\_\_\_\_
- f) Diamètre du diffuseur au point d'étranglement maximum — +/- 0.25 mm  
 Diameter of the venturi at the narrowest point \_\_\_\_\_

H) Carburateur(s)  
 Carburettor(s)



© FISA - FC - 8410 - 02/01/FB 10/80



Marque FORD  
Make \_\_\_\_\_

Modèle ESCORT RS COSWORTH  
Model \_\_\_\_\_

**A-5466**


324. Alimentation par injection : a) Marque WEBER; FORD; BOSCH b) Modèle E.F.I.  
Fuel feed by injection : Make \_\_\_\_\_ Model \_\_\_\_\_
- c) Mode de dosage du carburant : 

<del>MECANIQUE</del>	électronique	<del>HYDRAULIQUE</del>
<del>MÉCANIQUE</del>	electronic	<del>HYDRAULIQUE</del>

  
Kind of fuel measurement : \_\_\_\_\_
- d) Dimensions du conduit d'admission au niveau du papillon ou de la guilotine 56 +/- 0.25 mm  
Dimensions of intake pipe at the throttle or slide location \_\_\_\_\_
- e) Nombre de sorties effectives de carburant 4  
Number of effective fuel outlets \_\_\_\_\_
- f) Position des injecteurs  
Position of injectors \_\_\_\_\_
- (1) 

Collecteur	<del>KOLLEKTOR</del>
Manifold	<del>MANIFOLD</del>
- g) Capteurs du système d'injection AIR TEMP; COOLANT TEMP; AIR PRESSURE;  
Sensors of injection system \_\_\_\_\_  
THROTTLE POTENTIOMETER; FUEL PRESSURE; CRANK POSITION AND SPEED;  
CAM POSITION; KNOCK; LAMDA.  
\_\_\_\_\_
- h) Actionneurs du système d'injection E.C.U. INJECTORS; FUEL PRESSURE REGULATOR;  
Actuators of injection system \_\_\_\_\_  
IDLE SPEED CONTROL  
\_\_\_\_\_  
\_\_\_\_\_

H) Système d'injection  
Injection system

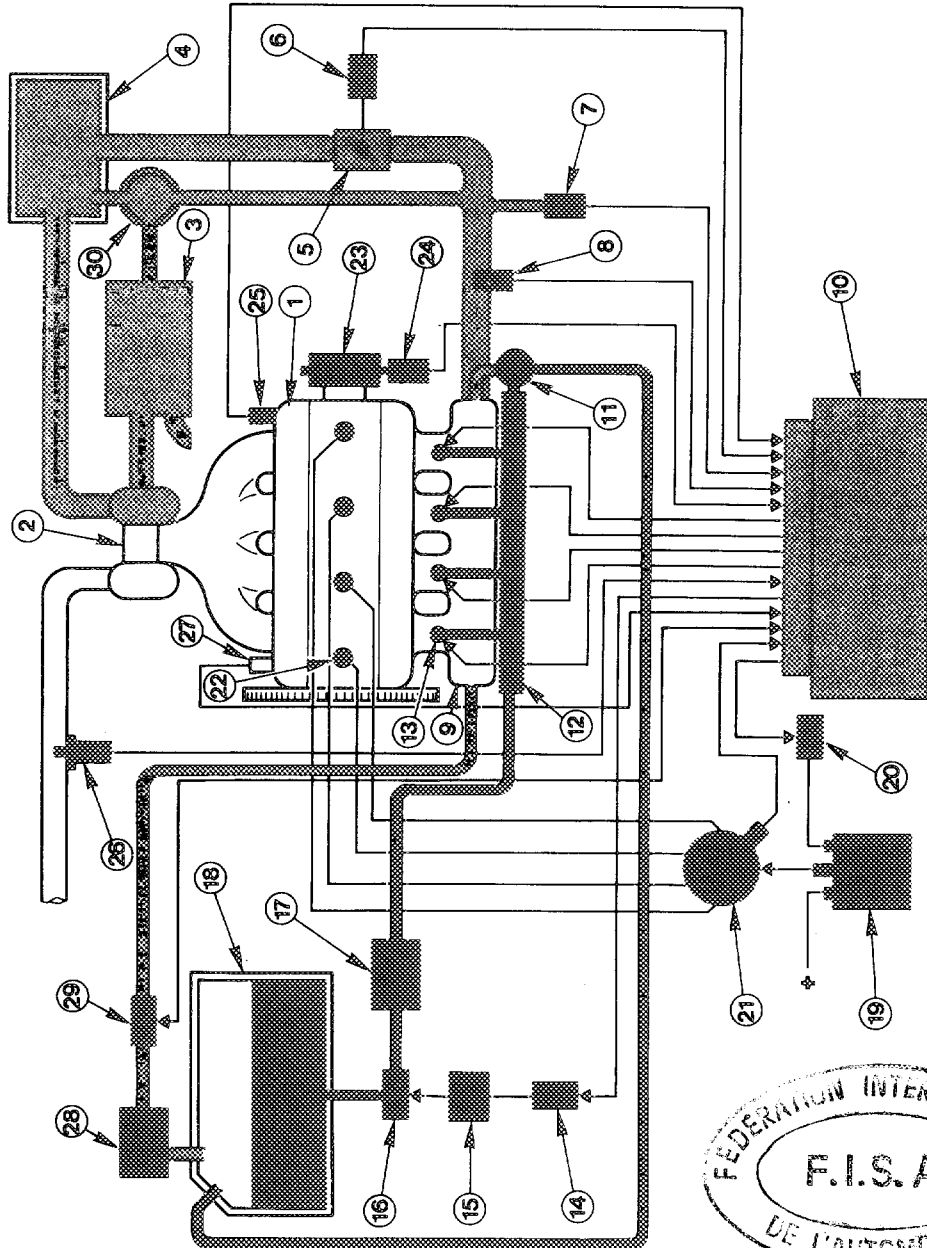




XIV) LOCALISATION DES CAPTEURS ET ACTIONNEURS / LOCATION OF SENSORS AND ACTUATORS :


Schematic diagram of electronic engine management system

- 1 Engine
- 2 Turbocharger
- 3 Air cleaner
- 4 Intercooler
- 5 Throttle plate
- 6 Throttle position sensor (TPS)
- 7 Manifold absolute pressure sensor (MAP)
- 8 Air charge temperature sensor (ACT)
- 9 Intake manifold
- 10 ECU module
- 11 Pressure regulator
- 12 Fuel distributor pipe
- 13 Injector valves
- 14 Fuel pump relay
- 15 Inertia switch
- 16 Fuel pump
- 17 Fuel filter
- 18 Fuel tank
- 19 Coil
- 20 Ignition module
- 21 Distributor with phase sensor
- 22 Spark plugs
- 23 Pulley with pulse cams
- 24 Engine speed/TDC sensor
- 25 Knock sensor
- 26 Lambda sensor
- 27 Engine coolant temperature sensor (ECT)
- 28 Carbon canister
- 29 Canister purge solenoid valve
- 30 Solenoid control valve



Engine Management System

As in all Cosworth engines, the electronic engine management system consists of a Weber fuel injection system and a Marelli ignition system. Both systems are controlled by the ECU module.



Marque  
Make



FORD

Modèle  
Model

ESCORT RS COSWORTH

A-5466

325. Arbre à cames : a) Nombre 2 b) Emplacement OHC  
Camshaft : Number Location
- c) Système d'entraînement NOTCHED BELT d) Nombre de paliers par arbre 5  
Drive system Number of bearings per shaft
- f) Système de commande de soupapes DIRECT VIA BUCKET TAPPETS (HYDRAULIC)  
Type of valve operation
327. Admission : a) Matériau du collecteur ALUMINIUM ALLOY  
Intake : Material of manifold
- b) Nombre d'éléments du collecteur 2 c) Nombre de soupapes par cylindre 2  
Number of manifold elements Number of valves per cylinder
- d) Diamètre maximum de soupape 35.25 mm e) Diamètre de tige de soupape dans guide 7.0 +0/-0.2 mm  
Maximum diameter of the valve Diameter of the valve stem in guide (See Page 20)
- f) Longueur de soupape 105.7 +/- 1.5 mm g) Type des ressorts de soupape Helical  
Valve length Type of valve springs
328. Echappement : a) Matériau du collecteur CAST IRON/NICKEL ALLOY  
Exhaust : Material of manifold
- b) Nombre d'éléments du collecteur 1 c) Dimensions intérieures de sortie collecteur See Page 20 mm  
Number of manifold elements Internal dimensions of manifold exit
- d) Nombre de soupapes par cylindre 2 e) Diamètre maximum de soupape 31.25 mm  
Number of valves per cylinder Maximum diameter of the valve
- f) Diamètre de tige de soupape dans guide 8 +0/-0.2 mm g) Longueur de soupape 105.5 +/- 1.5 mm  
Diameter of the valve stem in guide (See Page 20) Valve length
- h) Type des ressorts de soupape Helical  
Type of valve springs

f) Collecteur d'admission  
Intake manifoldj) Collecteur d'échappement  
Exhaust manifold



Marque  
Make

FORD

Modèle  
Model

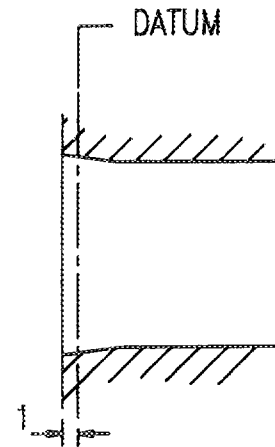
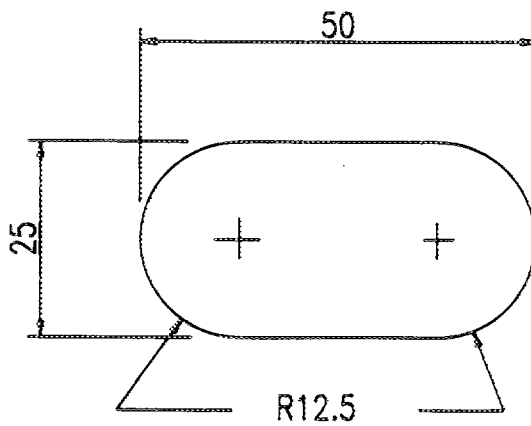
ESCORT RS COSWORTH

Homologation No

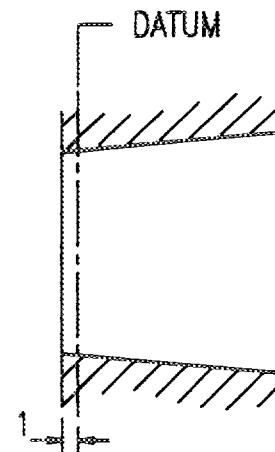
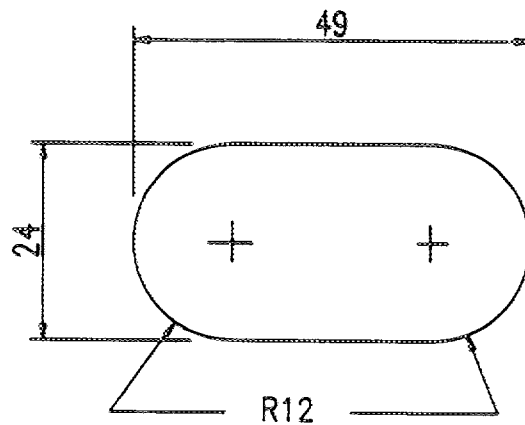
A-5466

Dessins des orifices du moteur - tolérances sur les dimensions : -2%, +4%  
Drawings of engine ports - tolerances on dimensions : -2%, +4%

I) Culasse, face collecteur / Cylinderhead, manifold side



II) Collecteur, côté culasse / Manifold, cylinderhead side



A D M I S S I O N / I N T A K E

Marque  
Make

FORD

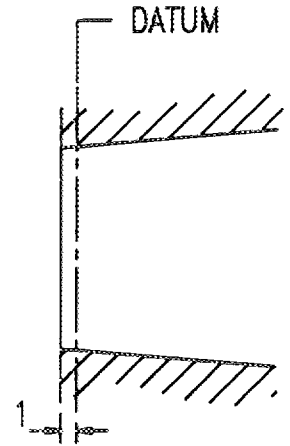
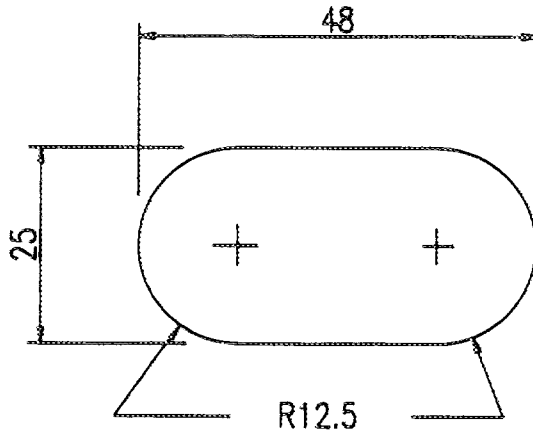
Modèle  
Model

ESCORT RS COSWORTH

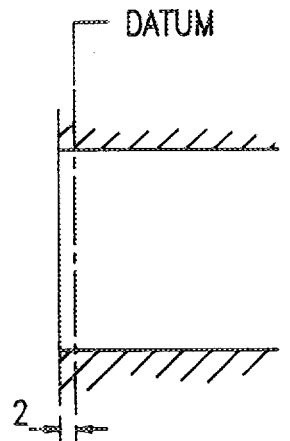
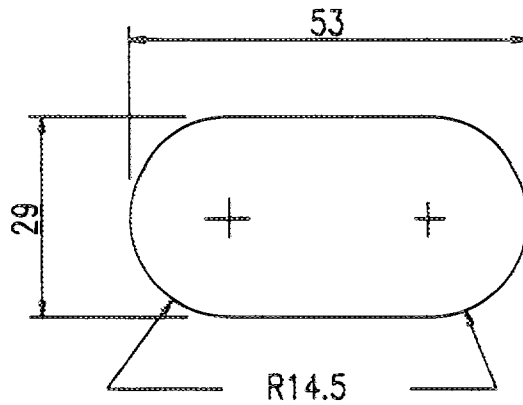
A-5466

Dessins des orifices du moteur - tolérances sur les dimensions : -2%, +4%  
Drawings of engine ports - tolerances on dimensions : -2%, +4%

III) Culasse, face collecteur / Cylinderhead, manifold side



IV) Collecteur, côté culasse / Manifold, cylinderhead side



Q.FISA - FC - 8430 - 0201/FA 10 90

E C H A P P E M E N T / E X H A U S T



Marque  
Make

FORD

Modèle  
Model

ESCORT RS COSWORTH

A-5466

330. Système d'allumage :  
Ignition system :b) Nombre de bougies par cylindre  
Number of plugs per cylinder

1

c) Nombre de distributeurs  
Number of distributors


1

333. Système de lubrification :  
Lubrication system :a) Type  
Type

WET SUMP

b) Nombre de pompes à huile  
Number of oil pumps

1



Marque / Make: FORD

Modèle / Model: ESCORT RS COSWORTH

A-5466

4. CIRCUIT DE CARBURANT / FUEL CIRCUIT

401. Réservoir / Fuel tank: a) Nombre / Number: 1

b) Emplacement / Location: BEHIND REAR AXLE

c) Matériau / Material: SYNTHETIC MATERIAL

5. EQUIPEMENT ELECTRIQUE / ELECTRICAL EQUIPMENT

501. Batteries: a) Nombre / Number: 1 b) Tension / Voltage: 12 volts

6. TRANSMISSION / POWER TRAIN

601. Roues motrices / Driven wheels: avant / front (oui / yes, non / no) arrière / rear (oui / yes, non / no)


602. Embrayage / Clutch: b) Système de commande / Control system: MECHANICAL c) Nombre de disques / Number of plates: 1

603. Boîte de vitesses / Gearbox: a) Emplacement / Location: BEHIND ENGINE

b) Marque "manuelle" / "Manual" make: FORD c) Marque "automatique" / "Automatic" make: -

d) Type et emplacement de commande / Type and location of control: MECHANICAL; ON FLOOR

Fédération F.I.S.A. - FC - BEQ - 02/10/1980



Marque FORD  
 Make \_\_\_\_\_

Modèle ESCORT RS COSWORTH  
 Model \_\_\_\_\_

**A-5466**

e) Rapports  
 Ratios

	Manuelle Manual			synchro
	nombre de dents number of teeth	rapport ratio	constant	
1	41/15	3.608		X
2	41/26	2.081		X
3	32/31	1.363		X
4	DIRECT	1.000		X
5	27/43	0.828		X
6	—	—		
AR / R	37/15	3.256		X
Constante Constant	33/25	1.320		


η Grille de vitesses Gear change gate	①	③	⑤	—
	②	④	R	—

	Automatique Automatic		
	nombre de dents number of teeth	rapport ratio	synchro
1			
2			
3			
4			
5			
AR/R			


SYNCHRO OPTIONAL FOR GROUP A

g) Type de lubrification WET SUMP  
 Type of lubrication \_\_\_\_\_

8) Carter de boîte de vitesses et cloche d'embrayage  
 Gearbox casing and clutch bell housing



© FISA - FC - 1980 - 0001/FB 10 80



Marque FORD  
Make

Modèle ESCORT RS COSWORTH  
Model

**A-5466**

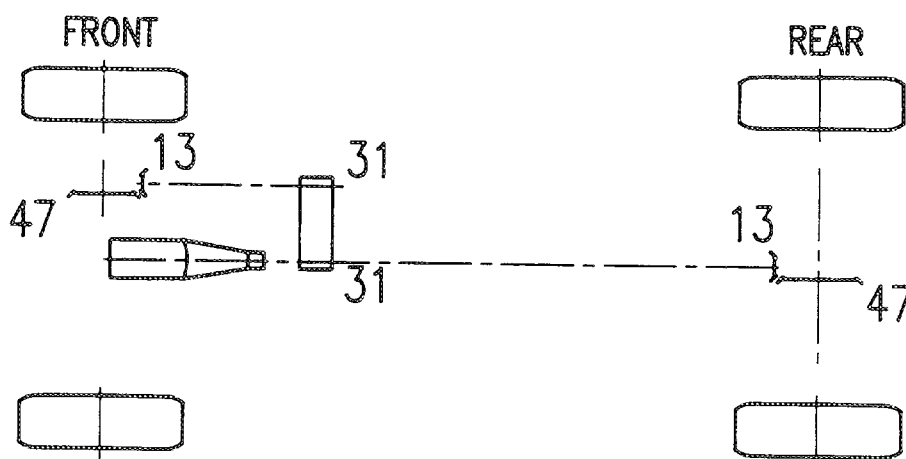
604. Boîte de transfert / différentiel central : a) Rapports 1:1  
Transfer box / central differential : Ratios
- b) Nombres de dents 31:31  
Numbers of teeth
- c) Système de commande de boîte de transfert -  
Control system of transfer box
- d) Type de différentiel central EPICYCLIC  
Type of central differential

605. Couple final  
Final drive

	Avant / Front	Arrière / Rear
a) Type de couple final Type of final drive	BEVEL PINION	HYPOID
b) Rapport Ratio	3.615	3.615
c) Nombre de dents Number of teeth	47:13	47:13
e) Type de lubrification Type of lubrication	WET SUMP	WET SUMP

606. Arbres : a) Type des arbres longitudinaux UNIVERSAL  
Shafts : Type of longitudinal shafts
- b) Matériau des arbres longitudinaux STEEL  
Material of longitudinal shafts
- c) Type des demi-arbres transversaux C V JOINTS  
Type of transversal half-shafts
- d) Matériau des demi-arbres transversaux STEEL  
Material of transversal half-shafts

XII) CHAÎNE CINÉMATIQUE (4 roues motrices) / KINEMATIC TRAIN (4 wheel drive) :



Marque FORD  
 Make \_\_\_\_\_

Modèle ESCORT RS COSWORTH  
 Model \_\_\_\_\_

243466

## 7. SUSPENSION / SUSPENSION


	Avant / Front	Arrière / Rear				
701. Généralités General	MacPHERSON	TRAILING ARM				
a) Type de suspension Type of suspension						
702. Ressorts hélicoïdaux Helicoidal springs	<table border="1"> <tr> <td>oui yes</td> <td><del>non</del> <del>no</del></td> </tr> </table>	oui yes	<del>non</del> <del>no</del>	<table border="1"> <tr> <td>oui yes</td> <td><del>non</del> <del>no</del></td> </tr> </table>	oui yes	<del>non</del> <del>no</del>
oui yes	<del>non</del> <del>no</del>					
oui yes	<del>non</del> <del>no</del>					
703. Ressorts à lames Leaf springs	<table border="1"> <tr> <td><del>oui</del> <del>yes</del></td> <td>non no</td> </tr> </table>	<del>oui</del> <del>yes</del>	non no	<table border="1"> <tr> <td><del>oui</del> <del>yes</del></td> <td>non no</td> </tr> </table>	<del>oui</del> <del>yes</del>	non no
<del>oui</del> <del>yes</del>	non no					
<del>oui</del> <del>yes</del>	non no					
704. Barres de torsion Torsion bars	<table border="1"> <tr> <td><del>oui</del> <del>yes</del></td> <td>non no</td> </tr> </table>	<del>oui</del> <del>yes</del>	non no	<table border="1"> <tr> <td><del>oui</del> <del>yes</del></td> <td>non no</td> </tr> </table>	<del>oui</del> <del>yes</del>	non no
<del>oui</del> <del>yes</del>	non no					
<del>oui</del> <del>yes</del>	non no					

705. Autre type de suspension :  
Other type of suspension : *Voir description sur fiche supplémentaire*  
*See description on additional form*



707. Amortisseurs :  
Shock absorbers :

	Avant / Front	Arrière / Rear
a) Nombre par roue Number per wheel	<u>1</u>	<u>1</u>
b) Type Type	TELESCOPIC	TELESCOPIC
c) Principe de fonctionnement Principle of operation	HYDRAULIC	HYDRAULIC

T) Train avant complet déposé  
Complete dismantled front axle



U) Train arrière complet déposé  
Complete dismantled rear axle



Marque  
Make

FORD

Modèle  
Model

ESCORT RS COSWORTH

A-3466

## 8. TRAIN ROULANT / RUNNING GEAR

801. Roues :  
Wheels :

	Avant / Front	Arrière / Rear
a) Diamètre Diameter	16 / 406 mm	16 / 406 mm

SEE ALSO PAGE 20

803. Freins :  
Brakes :a) Système de freinage  
Braking system

HYDRAULIC, ABS

b) Nombre de maître-cylindres  
Number of master cylinders

1 TANDEM

b1) Alésages  
Bores

23.8

mm

/ 23.8

mm

c) Servo-frein  
Servo-brakesoui  
yes~~NON~~  
~~XX~~c1) Marque et type  
Make and type

FORD/TEVES/BENDIX/GIRLING

d) Régulateur de freinage  
Braking regulatoroui  
yes~~NON~~  
~~XX~~d1) Emplacement  
Location

PART OF VALVE ASSY IN ENGINE BAY

e) Nombre de cylindres par roue  
Number of cylinders per wheel

1

1

e1) Alésage  
Bore

60 mm

42.8 mm

f) Freins à tambours :  
Drum brakes :f1) Diamètre intérieur  
Internal diameter

+/- 1.5 mm

+/- 1.5 mm

f2) Nombre de garnitures par roue  
Number of linings per wheel

-

-

f3) Longueur développée des  
garnitures  
Developed length of linings

+/- 1.5 mm

+/- 1.5 mm

f4) Largeur des garnitures  
Width of the linings

+/- 1 mm

+/- 1 mm

g) Freins à disques :  
Disc brakes :g1) Nombre de plaquettes par roue  
Number of pads per wheel

2

2

g2) Nombre d'étriers par roue  
Number of calipers per wheel

1

1

g3) Matériau des étriers  
Caliper material

CAST IRON ALLOY

CAST IRON ALLOY

g4) Épaisseur du disque neuf  
Thickness of new disc

24.0 +/- 1 mm

20 +/- 1 mm

g5) Diamètre extérieur du disque  
External diameter of the disc


278.0 +/- 1.5 mm

273.0 +/- 1.5 mm

g6) Diamètre extérieur de  
frottement des plaquettes  
External diameter of pads'  
rubbing surface

276.0 +/- 1.5 mm

270.0 +/- 1.5 mm





Marque FORD  
 Make \_\_\_\_\_

Modèle ESCORT RS COSWORTH  
 Model \_\_\_\_\_



	Avant / Front	Arrière / Rear
g7) Diamètre intérieur de frottement des plaquettes Internal diameter of pads' rubbing surface	170 +/- 1.5 mm	197 +/- 1.5 mm
g8) Longueur hors-tout des plaquettes Overall length of the pads	110 +/- 1.5 mm	88 +/- 1.5 mm
g9) Disques ventilés Ventilated discs	oui <input checked="" type="checkbox"/> yes <input checked="" type="checkbox"/>	oui <input checked="" type="checkbox"/> yes <input checked="" type="checkbox"/>


h) Frein de stationnement : Parking brake : h1) Système de commande CABLE  
 Control system \_\_\_\_\_

h2) Emplacement de commande ON CENTRAL GEAR BOX COVER  
 Location of lever \_\_\_\_\_


h3) Effet sur roues On which wheels  

Avant Front	Arrière Rear
----------------	-----------------

V) Frein avant  
Front brake



W) Frein arrière  
Rear brake



804. Direction :  
Steering :


a) Type  
Type

b) Servo-assistance  
Power assisted

Type  
Type

Avant / Front	Arrière / Rear
RACK & PINION	-
oui <input checked="" type="checkbox"/> yes <input checked="" type="checkbox"/>	oui <input type="checkbox"/> yes <input type="checkbox"/>
HYDRAULIC	non <input type="checkbox"/> no <input type="checkbox"/>

© FISA - FC - 8520 - 02/01/78 10.82



Marque FORD  
 Make \_\_\_\_\_

Modèle ESCORT RS COSWORTH  
 Model \_\_\_\_\_

Homologation No

**1-5466**

**9. CARROSSERIE / BODYWORK**

901. Intérieur : a) Ventilation 

oui	<input checked="" type="checkbox"/>
yes	<input checked="" type="checkbox"/>

  
 Interior : Ventilation

b) Chauffage 

oui	<input checked="" type="checkbox"/>
yes	<input checked="" type="checkbox"/>

  
 Heating

f) Toit ouvrant optionnel 

oui	<input checked="" type="checkbox"/>
yes	<input checked="" type="checkbox"/>

  
 Optional sun roof


f1) Type SLIDE AND LIFT  
 Type \_\_\_\_\_

f2) Système de commande ROTATING HANDLE  
 Control system \_\_\_\_\_


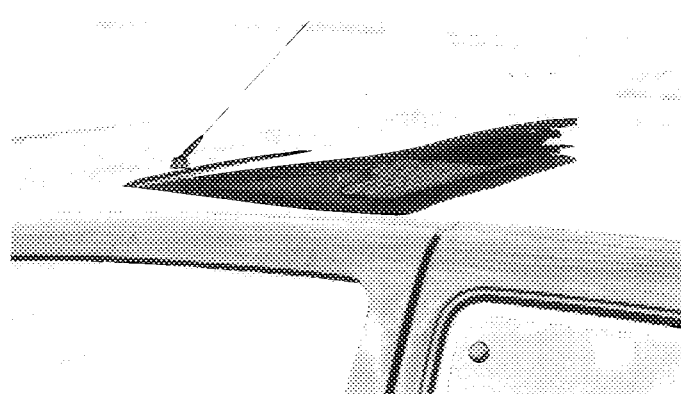

g) Système d'ouverture des vitres latérales  
 Opening system for side windows

Avant / Front	Arrière / Rear
<u>ROTATING HANDLE</u>	-

X) Tableau de bord  
 Dashboard



Y) Toit ouvrant  
 Sunroof



Marque  
Make

FORD

Modèle  
Model

ESCORT RS COSWORTH

Homologation No

A-5466

902. Extérieur :  
Exterior :

a) Nombre de portes  
Number of doors

2

b) Hayon  
Tailgate

oui   
yes

	Avant / Front	Arrière / Rear
c) Matériau des portières Door material	STEEL SHEET	-

d) Matériau du capot avant  
Front bonnet material

STEEL SHEET & PLASTIC MOULDINGS

e) Matériau du capot arrière / hayon  
Rear bonnet / tailgate material

STEEL SHEET & PLASTIC MOULDINGS

f) Matériau de la carrosserie  
Bodywork material

STEEL SHEET & PLASTIC MOULDINGS



h) Matériau de lunette arrière  
Rear window material

GLASS

i) Matériau des glaces de custode  
Rear quarter window material

	Avant / Front	Arrière / Rear
k) Matériau des vitres latérales Side window material	GLASS	GLASS
l) Matériau du pare-choc Material of bumper	POLYURETHANE	POLYURETHANE

XIII) PARTIES DE CARROSSERIE SYNTHÉTIQUES / SYNTHETIC PARTS OF THE BODY :

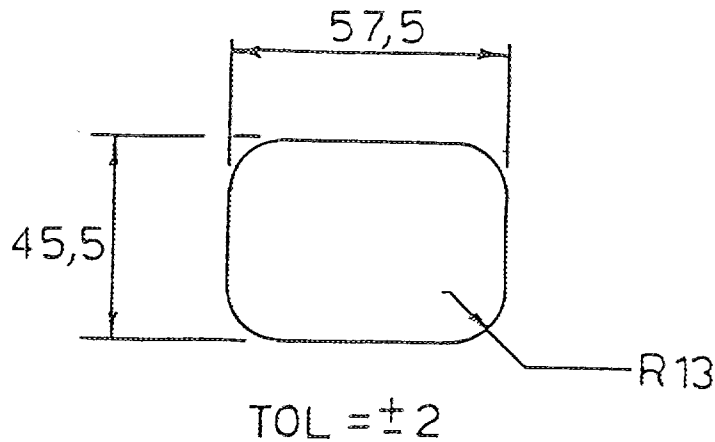


PSA - FC - 1980 - C2801FR1080

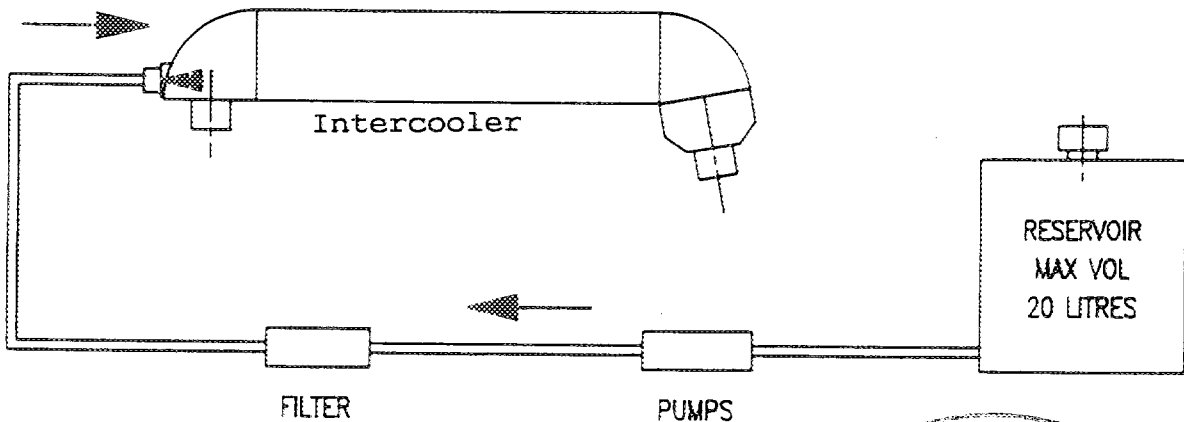
INFORMATIONS COMPLEMENTAIRES / COMPLEMENTARY INFORMATION :

- 313 Repair sleeve only. 313c dry liner
- 319f Production reclaim may require main journal diameter to be 0.25, 0.5 or 0.75mm smaller than quoted. The customer having no choice.
- 327e; 328f Production reclaim may require valve guides to be 0.1 or 0.5mm oversize with consequent increase in valve stem diameter - the customer has no choice.


PHOTO J Dimension of exhaust manifold outlet (Photo J)



WATER INJECTION SYSTEM



© FISA - PC - 1980 - 028101 P&I 10.120



Marque  
Make

FORD

Modèle  
Model

ESCORT RS COSWORTH

Homologation No

A-5466


INFORMATIONS COMPLEMENTAIRES / COMPLEMENTARY INFORMATION :

The car is sold with an adjustable front lower spoiler -  
See photo's below.

Car overall length is given with spoiler in extended  
position.




Retracted Spoiler



Extended Spoiler

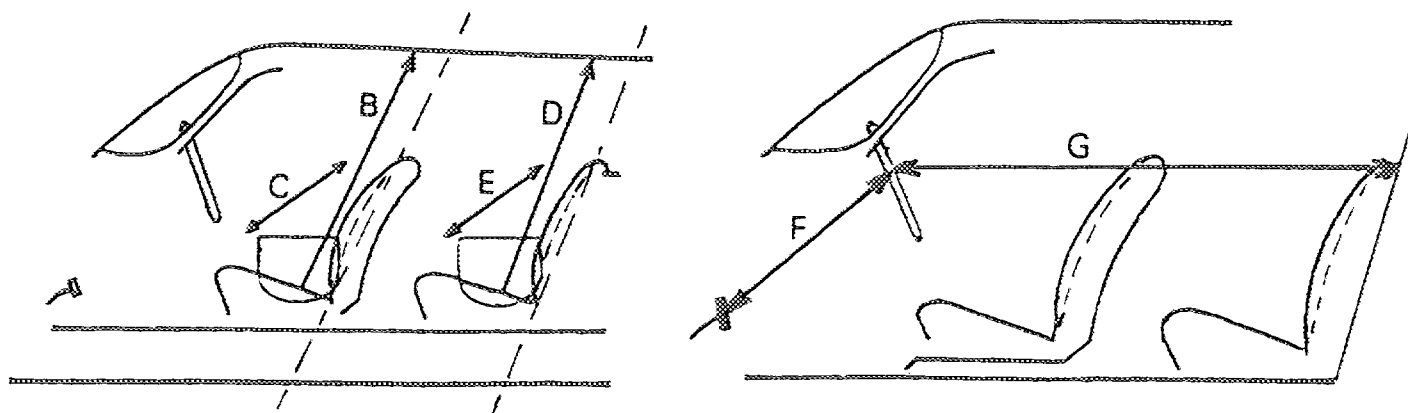
© FISA - FC - 1980 - 02801/FR 10.190






# FEDERATION INTERNATIONALE DU SPORT AUTOMOBILE

Homologation N°

**A - 5 4 6 6**Groupe **A/B**  
GroupMarque FORD Modèle ESCORT RS COSWORTH  
Make \_\_\_\_\_ Model \_\_\_\_\_Dimensions intérieures comme définies par le Règlement d'Homologation  
Interior dimensions as defined by the Homologation Regulations.

B (Hauteur sur sièges avant) (Height above front seats)	1040	mm
C (Largeur aux sièges avant) (Width at front seats)	1410	mm
D (Hauteur sur sièges arrière) (Height above rear seats)	950	mm
E (Largeur aux sièges arrière) (Width at rear seats)	1430	mm
F (Volant — Pédale de frein) (Steering wheel — brake pedal)	630	mm
G (Volant — paroi de séparation arrière) (Steering wheel — rear bulkhead)	1590	mm
H = F+G =	2220	mm





FEDERATION INTERNATIONALE  
DU SPORT AUTOMOBILE

Homologation No

A 25468

Groupe  
Group A/B

FICHE D'HOMOLOGATION ADDITIONNELLE POUR MOTEURS SURALIMENTES PAR TURBOCOMPRESSEUR(S)  
ADDITIONAL HOMOLOGATION FORM FOR TURBO CHARGED ENGINES

Véhicule: Constructeur FORD Modèle et type ESCORT RS COSWORTH  
Vehicle: Manufactureur Model and type

Homologation valable à partir du 1 JANUARY 1993  
Homologation valid as from

334. Suralimentation a) Marque et type du turbocompresseur GARRETT. T35  
Turbocharging Make and type of the turbocharger

b) Carter de turbine : b1) Nombre d'entrées des gaz d'échappement 1  
Turbine housing : Number of exhaust gas entries

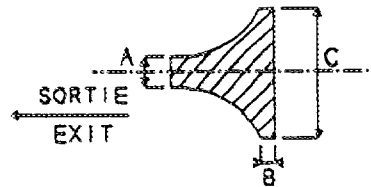
b2) Matériau High Temp Nickle/Iron Alloy  
Material

c) Roue de turbine : c1) Matériau NICKEL BASED SUPER ALLOY  
Turbine wheel : Material

c2) Nombre d'aubes 11 c3) Hauteur(s) des aubes 16.6 +/- 0.5 mm  
Number of blades Height(s) of blades

c4) Cotes A, B, C, selon le schéma suivant  
Dimensions A, B, C, according to the following sketch


A = 48.8 +/- 0.4 mm  
B = 11.8 +/- 0.5 mm  
C = 58.9 +/- 0.3 mm



c5) Aubes variables non  
Variable blades no

d) Carter de compression : d1) Nombre d'entrées d'air (mélange) 1  
Impeller housing : Number of air entries (gas)

d2) Matériau ALUMINIUM ALLOY  
Material



Marque FORD  
Make \_\_\_\_\_

Modèle ESCORT RS COSWORTH  
Model \_\_\_\_\_



e) Roue de compression :  
Impeller wheel :

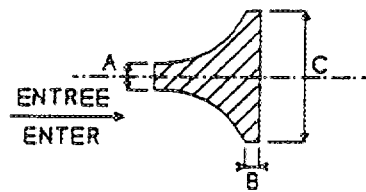
e1) Matériau LIGHT ALLOY  
Material \_\_\_\_\_

e2) Nombre d'aubes 14  
Number of blades \_\_\_\_\_

e3) Hauteur(s) des aubes 16.8 +/- 0.5 mm  
Height(s) of blades \_\_\_\_\_

e4) Cotes A, B, C, selon le schéma suivant  
Dimensions A, B, C, according to the following sketch

A = 49.05 +/- 0.4 mm  
B = 5.3 +/- 0.5 mm  
C = 69.1 +/- 0.3 mm



e5) Aubes variables  non  
Variable blades  no

f) Régulation de la pression :  
Pressure regulation :

f1) Type de régulation de la pression:  by-passe bypass  soupape de décharge relief valve  autre cas other case

f2) Type de la soupape ELECTRONIC CONTROL OF MECHANICAL FLAP VALVE  
Type of the valve \_\_\_\_\_

g) Système d'échappement :  
Exhaust system :

g1) Dimensions intérieures de(s) éventuel(s) tuyau(x) d'échappement entre collecteur d'échappement et turbocompresseur  
Internal dimensions of the possible exhaust pipe(s) between exhaust manifold and turbocharger

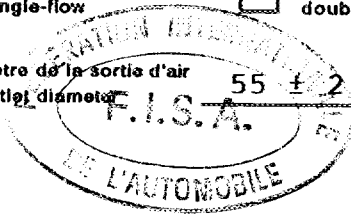
h) Refroidissement de l'air d'admission :  
Cooling of intake air :

h1)  oui yes  non no

h2) Système  air/air  air/eau air/water  simple-passe single-flow  double-passe double-flow

h3) Diamètre de l'entrée d'air 55 ± 2 mm  
Air inlet diameter \_\_\_\_\_

h4) Diamètre de la sortie d'air 55 ± 2 mm  
Air outlet diameter \_\_\_\_\_






Marque FORD  
Make \_\_\_\_\_

Modèle ESCORT RS COSWORTH  
Model \_\_\_\_\_


**A-5466**

**PHOTOS**


**K) Vue de dessus du turbocompresseur**  
Plan view of turbocharger




**L) Vue de face du turbocompresseur**  
Front view of turbocharger




**M) Vue de côté du turbocompresseur**  
Side view of turbocharger




**N) Carter de turbine du turbocompresseur**  
Turbine housing of turbocharger



**O) Soupape et montage du by-pass du turbocompresseur**  
Valve and by-pass installation of turbocharger



**P) Système d'échappement entre collecteur et turbocompresseur**  
Exhaust system between manifold and turbocharger




Marque FORD  
Make \_\_\_\_\_


Modèle ESCORT RS COSWORTH  
Model \_\_\_\_\_

**A-5466**


Q) Carter de compresseur du turbocompresseur  
Compressor housing of turbocharger



R) Echangeur intermédiaire déposé  
Intercooler dismounted



Z) Echangeur intermédiaire monté  
Intercooler mounted



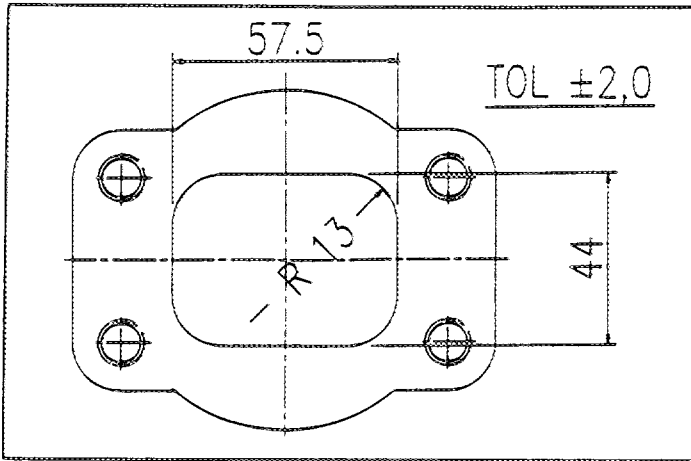
Marque FORD  
Make \_\_\_\_\_

Modèle ESCORT RS COSWORTH  
Model \_\_\_\_\_

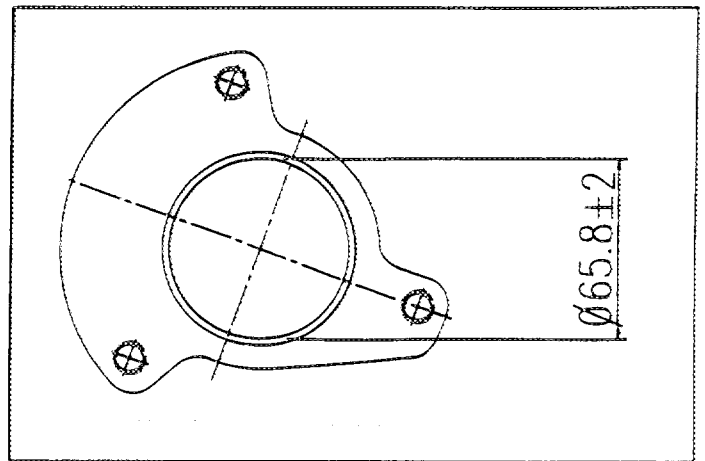


DESSINS / DRAWINGS

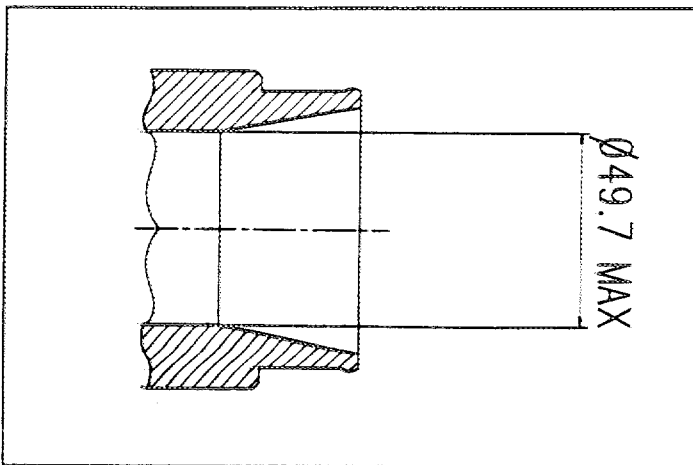
V) Entrée des gaz d'échappement dans turbine de compresseur  
Exhaust gas inlet to the compressor turbine



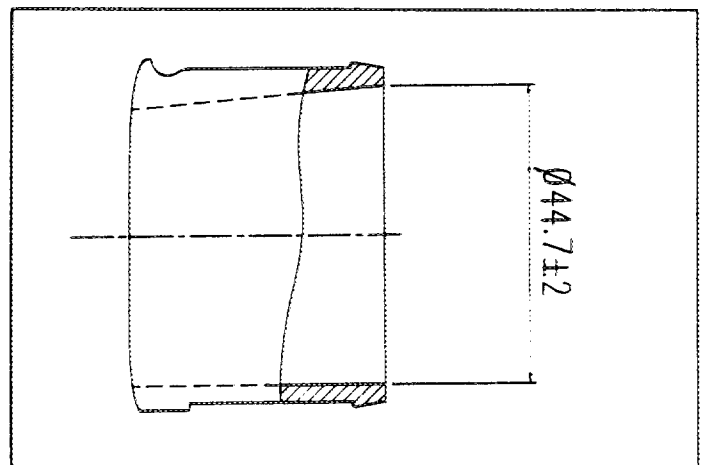
VI) Sortie des gaz d'échappement de turbine de compresseur  
Exhaust gas outlet from the compressor turbine



VII) Entrée d'air (mélange) dans carter de compresseur  
Air (gas) inlet to the compressor housing



VIII) Sortie d'air (mélange) du carter de compresseur  
Air (gas) outlet from the compressor housing

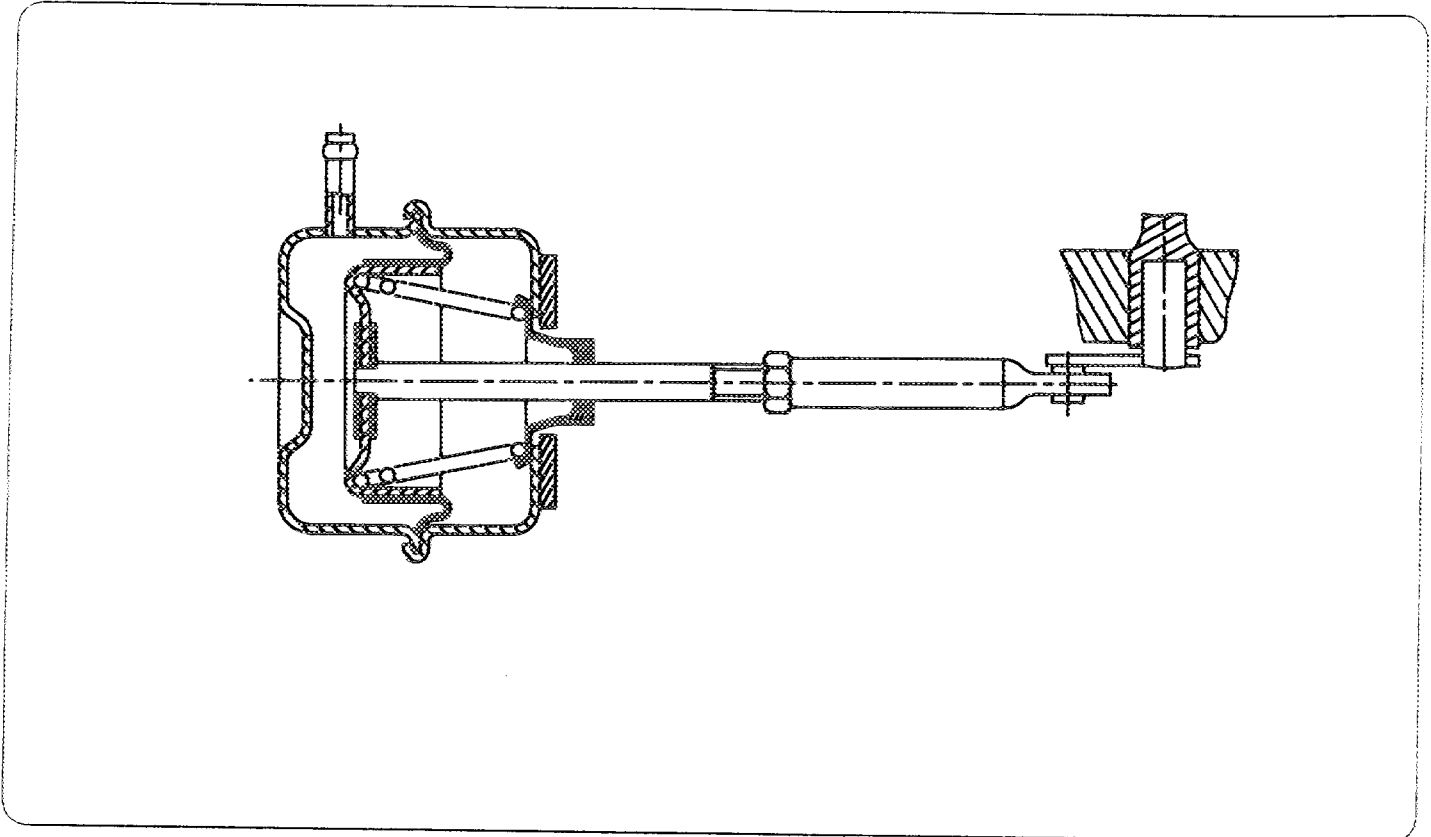


Marque FORD  
Make \_\_\_\_\_

Modèle ESCORT RS COSWORTH  
Model \_\_\_\_\_

**A-5466**


(X) Dispositif réglant la pression de suralimentation  
Device regulating the turbocharging pressure




Pression standard 0.55 ± 0.1 bar  
Standard pressure \_\_\_\_\_

Procédure de contrôle de la pression  
Procedure for checking the pressure \_\_\_\_\_

With the pressure above applied to the waste gate capsule, the waste gate valve will lift 0.1 mm off its seat.





FEDERATION INTERNATIONALE  
DU SPORT AUTOMOBILE

Homologation No

A - 5466

Groupe A/B/N/T1  
Group

Extension No

01/01V0

FICHE D'EXTENSION D'HOMOLOGATION  
FORM OF HOMOLOGATION EXTENSION

- ES Evolution sportive du type / Sporting evolution of the type
- ET Evolution normale du type / Normal evolution of the type
- VF Variante de fourniture / Supply variant
- VO Variante option / Option variant
- ER Erratum / Erratum

Véhicule: Constructeur  
Vehicle: Manufactureur

FORD


Modèle et type  
Model and type

ESCORT RS COSWORTH


Homologation valable à partir du  
Homologation valid as from

1 JANUARY 1993

Page ou Ext. Page or Ext.	Art Art	Description Description
3	304	Heat shield support tube for turbocharger unit Photo 93 - 03
12	603	Revised aperture in chassis for gear change linkage when using the heavy duty transmission. Photo 93 - 04
13	603	Additional Gearbox, incorporating new case, bell housing, gears, change linkage, remote oil tank (reservoir) for pressure lubrication, and concentric clutch release. Gear case is Aluminium alloy Type MS 92/1 Photo 93 - 05 Alternative supplier of gear case, cosmetic changes only Photo 93 - 151



Page ou Ext. Page or Ext.	Art Art	Description Description																																																																		
13	603e	<p style="text-align: center;">Ratio's</p> <table style="width: 100%; border-collapse: collapse;"> <thead> <tr> <th colspan="3" style="text-align: center;">Set 1</th> <th colspan="3" style="text-align: center;">Set 2</th> </tr> <tr> <th style="text-align: left;">Gear</th> <th style="text-align: left;">Ratio</th> <th style="text-align: left;">Teeth</th> <th style="text-align: left;">Gear</th> <th style="text-align: left;">Ratio</th> <th style="text-align: left;">Teeth</th> </tr> </thead> <tbody> <tr><td>1</td><td>2.071</td><td>14/29</td><td>1</td><td>2.071</td><td>14/29</td></tr> <tr><td>2</td><td>1.529</td><td>17/26</td><td>2</td><td>1.529</td><td>17/26</td></tr> <tr><td>3</td><td>1.263</td><td>19/24</td><td>3</td><td>1.200</td><td>20/24</td></tr> <tr><td>4</td><td>1.047</td><td>21/22</td><td>4</td><td>0.955</td><td>22/21</td></tr> <tr><td>5</td><td>0.895</td><td>19/17</td><td>5</td><td>0.792</td><td>24/19</td></tr> <tr><td>6</td><td>0.760</td><td>25/19</td><td>6</td><td>0.654</td><td>26/17</td></tr> <tr><td>7</td><td>0.653</td><td>26/17</td><td>7</td><td>0.536</td><td>28/15</td></tr> <tr><td>Rev</td><td>2.143</td><td>14/30</td><td>Rev</td><td>2.143</td><td>14/30</td></tr> <tr><td>Const</td><td>-</td><td></td><td>Const</td><td>-</td><td></td></tr> </tbody> </table> <p>Synchromesh is optional for both gearboxes</p> <p>Gear change pattern for MS92/1 Gearbox</p> <div style="text-align: center; margin: 10px 0;"> <pre>       (R)  (2)  (4)  (6)                             +---+---+---+                            (1)  (3)  (5)  (7)     </pre> </div>	Set 1			Set 2			Gear	Ratio	Teeth	Gear	Ratio	Teeth	1	2.071	14/29	1	2.071	14/29	2	1.529	17/26	2	1.529	17/26	3	1.263	19/24	3	1.200	20/24	4	1.047	21/22	4	0.955	22/21	5	0.895	19/17	5	0.792	24/19	6	0.760	25/19	6	0.654	26/17	7	0.653	26/17	7	0.536	28/15	Rev	2.143	14/30	Rev	2.143	14/30	Const	-		Const	-	
Set 1			Set 2																																																																	
Gear	Ratio	Teeth	Gear	Ratio	Teeth																																																															
1	2.071	14/29	1	2.071	14/29																																																															
2	1.529	17/26	2	1.529	17/26																																																															
3	1.263	19/24	3	1.200	20/24																																																															
4	1.047	21/22	4	0.955	22/21																																																															
5	0.895	19/17	5	0.792	24/19																																																															
6	0.760	25/19	6	0.654	26/17																																																															
7	0.653	26/17	7	0.536	28/15																																																															
Rev	2.143	14/30	Rev	2.143	14/30																																																															
Const	-		Const	-																																																																
12	602	Alternative Clutch release by oscillating lever, hydraulic or cable actuation <span style="float: right;">Photo 93 - 06</span>																																																																		
12	603	Gear change assembly <span style="float: right;">type MS 91/1 Photo 93 - 07</span>																																																																		
12	603	Remote oil tank for optional gearbox type RAT1 (Max. oil volume, 1.0 L) <span style="float: right;">Photo 93 - 08</span> type RAT2 (Max. oil volume, 1.0 L) <span style="float: right;">Photo 93 - 09</span>																																																																		



Marque  
Make

FORD

Modele  
Model

ESCORT R S COSWORTH

No Homol A - 5468

No Ext. 01/01V0

Page ou Ext. Page or Ext.	Art Art	Description Description
15	701	Alternative front suspension crossmember, attached to main chassis in same position as standard unit. Suspension pick up points within 20mm of production car. Parts may be cast or fabricated in steel or light alloy type RAS1 Photo 93 - 10 type RGS1 Photo 93 - 11 type RAS2 Photo 93 - 12 type RGS2 Photo 93 - 13
15	701	Alternative rear suspension crossmember, attached to main chassis in same position as standard unit. Suspension pick up points within 20mm of production car. type RAS3 Photo 93 - 14 type RGS3 Photo 93 - 15 type RAS4 Photo 93 - 16 type RGS4 Photo 93 - 17 type RGS Photo 93 - 152
14	605	Alternative (increased capacity) heavy duty rear axle assembly, -mounts to chassis in same position as standard unit. Incorporates new case in aluminium alloy, gears, shafts, bearings and differential components Photo 93 - 18
14	605	Alternative (increased capacity) heavy duty rear axle assembly, -mounts to chassis in same position as standard unit. Incorporates new case in magnesium alloy, gears, shafts, bearings and differential components Photo 93 - 18
14	605	Rear differential supports Photo 93 - 19 Photo 93 - 20
14	605	Alternative (increased capacity) heavy duty front axle assembly, -mounts to car in same position as standard unit. Incorporates new case in aluminium alloy, gears, shafts, bearings and differential components type 7.5/1 Photo 93 - 21 type 7.5/2 Photo 93 - 22 type 8.5/1 Photo 93 - 23



Marque FORD Modele ESCORT R S COSWORTH  
 Make FORD Model ESCORT R S COSWORTH

No Homol A-5468

No Ext. 01/01V0

Page ou Ext. Page or Ext.	Art Art	Description Description
14	605	Alternative (increased capacity) heavy duty front axle assembly, -mounts to car in same position as standard unit. Incorporates new case in magnesium alloys, gears, shafts, bearings and differential components type 7.5/1 Photo 93 - 21 type 7.5/2 Photo 93 - 22 type 8.5/1 Photo 93 - 23
14	605	Final drive reduction gear (built into gearbox) Ratio Teeth Ratio Teeth Ratio Teeth 1.263 24/19 1.389 25/18 1.529 26/17 1.600 24/15 1.643 23/14 1.688 27/16
14	605	Alternative final drive ratio's (heavy duty rear axle assembly) 9" unit Ratio 4.63: 4.43: 4.11: 3.82 : 3.64 : 3.42 : 3.25 Teeth 37/8: 31/7: 37/9: 42/11: 40/11: 41/12: 39/12
14	605	Alternative final drive ratios (heavy duty front axle assembly) 8½" unit Ratio 4.63: 4.43: 4.11: 3.82 : 3.64 : 3.42 : 3.25 Teeth 37/8: 31/7: 37/9: 42/11: 40/11: 41/12: 39/12
14	605	Alternative final drive ratios (heavy duty front axle assembly) 7½" unit Ratio 4.63: 4.43: 4.11: 3.82 : 3.64 : 3.42 : 3.25 Teeth 37/8: 31/7: 37/9: 42/11: 40/11: 41/12: 39/12
14	605	Alternative final drive ratios (front axle assembly) Ratio 3.92 : 3.62 Teeth 47/12 : 47/13
14	605	Heavy duty front drive cross shaft with alternative flange and/or spline details Photo 93 - 24 Photo 93 - 25
14	606	Transmission shaft, 2 piece, length variable type RAT1 Photo 93 - 26







Marque FORD Modele ESCORT R S COSWORTH  
 Make FORD Model ESCORT R S COSWORTH

No Homol. A - 5468  
 No Ext. 01/01V0

Page ou Ext. Page or Ext.	Art Art	Description Description
15	701	Spacer, Lower upright, thickness variable Photo 93 - 38
15	701	Track control arm, light alloy, to be used with heavy duty knuckle type RAS7 Photo 93 - 39 type RAS8 Photo 93 - 40 type RAS9 Photo 93 - 41
15	701	Compression strut for front suspension, replaces combined rollbar and link from standard car type RAS10 Photo 93 - 42 type RAS11 Photo 93 - 43 type RAS12 Photo 93 - 44
15	701	Bracket, Compression strut location to chassis, remains within 20mm of original pivot position, may be bolted and/or welded to chassis type RAS13 Photo 93 - 45 type RAS14 Photo 93 - 46
15	701	Anti roll bar, front, replaces standard unit Roll stiffness adjustable adjustable by driver type RAS15 Photo 93 - 47 type RAS16 Photo 93 - 48
15	701	Anti roll bar support bracket. Bolted and/or welded to the body type RAS17 Photo 93 - 49
15	701	Sump guard support with mounting for anti roll bar (Only to be used on Rallies) Lightweight Photo 93 - 50 Normal Photo 93 - 51 Heavy Duty Photo 93 - 52
15	701	Strut top mount type RAS18 Photo 93 - 53 type RAS19 Photo 93 - 54 with compliance, type RAS20 Photo 93 - 55 Strut top mount, pivot position remains within 20mm of production car position



Marque FORD Modele ESCORT R S COSWORTH  
 Make FORD Model ESCORT R S COSWORTH

No Homol A-5466

No Ext. 01/01V0

Page ou Ext. Page or Ext.	Art Art	Description Description
15	701	Strut body, increased capacity, body diameter dependant on usage. type RGS5 Photo 93 - 56 type RGS6 Photo 93 - 57 type RTS1 Photo 93 - 58 type RTS2 Photo 93 - 59
15	701	Steering arm, produces same ratio as standard type RAS21 Photo 93 - 60 type RAS22 Photo 93 - 61 type RAS23 Photo 93 - 62 type RAS24 Photo 93 - 63 type RAS25 Photo 93 - 64 type RAS26 Photo 93 - 149
15	701	Revised rear suspension assembly, complete with cast main arm and fabricated drag link. Incorporates large capacity bearings and drive shaft assembly type RAS27 Photo 93 - 65 type RGS6 Photo 93 - 66 type RGS7 Photo 93 - 67 type RTS3 Photo 93 - 68 type RTS4 Photo 93 - 69
15	701	Alternative drag link, fabricated Aluminium or Magnesium Alloy Photo 93 - 70 Photo 93 - 71 Photo 93 - 72 Photo 93 - 148
15	701	Alternative joints or joint housing for rear suspension arm Photo 93 - 73 Photo 93 - 74 Photo 93 - 75
15	701	Optional closing plate and/or skid shield for lower face of Cast rear suspension arm Photo 93 - 76
15	707	Rear anti roll bar, with provision for altering bar stiffness type RAS28 Photo 93 - 77 adjustable by driver type RAS29 Photo 93 - 78



Marque FORD Modele ESCORT R S COSWORTH  
 Make FORD Model ESCORT R S COSWORTH


No Homol A-5466

No Ext. 01/01V0

Page ou Ext. Page or Ext.	Art Art	Description Description
15	707	Mounting bracket for anti roll bar bolted and/or welded to the chassis, type RAC1 Photo 93 - 79
15	707	Rear suspension spring, concentric with shock absorber, Spring in standard position to be removed type RAS30 Photo 93 - 80
		Suspension travel limiters Front Photo 93 - 82 Rear Photo 93 - 83
16	801	Wheel spacer, from 3 to 10mm thick Photo 93 - 84
16	801	Alternative wheel mounting flange Photo 93 - 85
16	803	Alternative brake caliper (front and/or rear) Calipers identical except for internal machining, mounting boss position, and pad retention by clip or bolt Supplier: Ford / Brembo All units must incorporate Ford logo Photo 93 - 86 Photo 93 - 87
	803e	N° of cylinders 4
	803e1	Cylinder bore mm From 28mm to 52mm
	803g1	N° of pads 2
	803g2	N° of calipers 1
	803g3	Caliper material alloy
	803g8	Pad length ± 1.5mm From 85mm to 150mm ( N.B. If these calipers are used on the axle with a hand brake, then a second hand brake caliper may be required)



Page ou Ext. Page or Ext.	Art Art	Description Description
16	803	Alternative brake caliper (front and/or rear) Calipers identical except for internal machining, mounting boss position, and pad retention by clip or bolt Supplier: Ford/A.P.Racing Type 1 units must carry Ford logo type 1, 4 piston Photo 93 - 88 type 2, 4 piston Photo 93 - 89 type 1, 6 piston Photo 93 - 90 type 2, 4 piston Photo 93 - 91 type 1, 6 piston Photo 93 - 92 803e N° of cylinders 4 or 6 803e1 Cylinder bore mm From 28mm to 52mm 803g1 N° of pads 2 803g2 N° of calipers 1 803g3 Caliper material alloy 803g8 Pad length ± 1.5mm From 85mm to 150mm ( N.B. If these calipers are used on the axle with a hand brake, then a second hand brake caliper may be required)
16	803	Brake disc (front and/or rear brakes) Discs may be plain, and/or grooved and/or cross drilled Suppliers, Ford; A P Racing; Brembo; All discs must carry Ford logo. 803g4 Disc thickness ± 1.0mm From 10mm to 36mm 803g5 Disc O.D. ± 1.5mm From 270mm to 380mm 803g6 Pad O.D. ± 1.5mm From 270mm to 380mm 803g7 Disc I.D. ± 1.5mm From 150mm to 300mm 803g9 Ventilated ? ? Yes The friction material on the pad may not use all the disc area available Examples of alternative groove pattern and cross drilling, Discs are handed for left and right hand side of car. Discs used may not conform exactly to examples shown. Photo 93 - 93 Photo 93 - 94 Photo 93 - 95 Photo 93 - 96
16	803	Brake caliper bell (disc to hub connector), thickness and offset variable. type RAB1 Photo 93 - 97 type RAB2 Photo 93 - 98 type RAB3 Photo 93 - 99 type RAB4 Photo 93 - 100 type RAB5 Photo 93 - 101 type RAB6 Photo 93 - 102 type RAB16 Photo 93 - 143






Marque FORD Modele ESCORT R S COSWORTH  
 Make FORD Model ESCORT R S COSWORTH

A - 5466

No Homol \_\_\_\_\_

No Ext. 01/01V0

Page ou Ext. Page or Ext.	Art Art	Description Description
16	803	Hydraulic brake pressure proportioning valve Mounted in cockpit, Supplier Ford / A P Racing Photo 93 - 110 Supplier Ford / A P Racing. Photo 93 - 142
16	801	Wheel scraper Photo 93 - 111
16	801	Dirt protection shield for brakes Photo 93 - 112
17	803	Hydraulic handbrake lever assembly, complete with mounting brackets. Cylinder size from 12.5 - 25.5mm Dia. Cylinders may be supplied by any of the major brake manufactures Cast type Photo 93 - 113.
17	803	Mechanical handbrake caliper, increases number of calipers per wheel by one Photo 93 - 114
17	803	Brake cooling duct, area less than 78 sq. cms. Flexible type RAB13 Photo 93 - 115 Non flexible type RAB14 Photo 93 - 116 type RAB15 Photo 93 - 117 type RAB16 photo 93 - 150
17	803	Water cooled brakes and /or shock absorbers comprising pumps, filters, water jets, reed switch, relay, sensors, and mini computer. plus feed pipes and reservoir of 10 litres each max capacity. Front wheel assy shown. Photo 93 - 118 Alternative pump Photo 93 - 119 Reservoirs for brake and shock absorber cooling Photo 93 - 120 Photo 93 - 121
17	803	Revised housing for Engine ISS water container Max. liquid volume = 10 Litres Photo 93 - 122







Marque FORD  
Make \_\_\_\_\_

Modèle ESCORT RS COSWORTH  
Model \_\_\_\_\_

Homologation No  
**A - 5466**

Extension No  
**01/01V0**





PHOTO No 93-03




PHOTO No 93-04




PHOTO No 93-05






PHOTO No 93-06



Marque  
Make

FORD

Modèle  
Model

ESCORT RS COSWORTH

Homologation No

A-5466

Extension No

01/01V0

PHOTO No 93-07




PHOTO No 93-08




PHOTO No 93-09




PHOTO No 93-10




PHOTO No 93-11






PHOTO No 93-12



Marque  
Make

FORD

Modèle  
Model

ESCORT RS COSWORTH

Homologation No

A-5466

Extension No

01/01V0

PHOTO No 93-13




PHOTO No 93-14




PHOTO No 93-15




PHOTO No 93-16




PHOTO No 93-17





PHOTO No 93-18



Marque FORD  
Make \_\_\_\_\_

Modèle ESCORT RS COSWORTH  
Model \_\_\_\_\_

Homologation No  
**A-5466**

Extension No  
**01/01V0**

PHOTO No 93-19




PHOTO No 93-20




PHOTO No 93-21




PHOTO No 93-22




PHOTO No 93-23






PHOTO No 93-24



Marque FORD  
Make \_\_\_\_\_

Modèle ESCORT RS COSWORTH  
Model \_\_\_\_\_

Homologation No  
**A-5466**

Extension No  
**01/01V0**

PHOTO No 93-25




PHOTO No 93-26




PHOTO No 93-27




PHOTO No 93-28




PHOTO No 93-29





PHOTO No 93-30



Marque FORD  
Make FORD

Modèle ESCORT RS COSWORTH  
Model ESCORT RS COSWORTH

Homologation No  
**A-5466**

Extension No  
**01/01V0**

PHOTO No 93-31




PHOTO No 93-32




PHOTO No 93-33




PHOTO No 93-34




PHOTO No 93-35





PHOTO No 93-36



Marque  
Make

FORD

Modèle  
Model

ESCORT RS COSWORTH

Homologation No

A-5466

Extension No

01/01V0

PHOTO No 93-37




PHOTO No 93-38




PHOTO No 93-39




PHOTO No 93-40




PHOTO No 93-41





PHOTO No 93-42



Marque  
Make

FORD

Modèle  
Model

ESCORT RS COSWORTH

Homologation No

A-5466

Extension No

01/01V0

PHOTO No 93-43




PHOTO No 93-44




PHOTO No 93-45




PHOTO No 93-46




PHOTO No 93-47






PHOTO No 93-48





Marque  
Make

FORD

Modèle  
Model

ESCORT RS COSWORTH

Homologation No

A-5466

Extension No

01/01V0

PHOTO No 93-49




PHOTO No 93-50




PHOTO No 93-51




PHOTO No 93-52




PHOTO No 93-53





PHOTO No 93-54



Marque  
Make

FORD

Modèle  
Model

ESCORT RS COSWORTH

Homologation No

A-5466

Extension No

01/01V0

PHOTO No 93-55




PHOTO No 93-56




PHOTO No 93-57




PHOTO No 93-58




PHOTO No 93-59





PHOTO No 93-60



Marque  
Make

FORD

Modèle  
Model

ESCORT RS COSWORTH

Homologation No

A-5466

Extension No

01/01V0

PHOTO No 93-61




PHOTO No 93-62




PHOTO No 93-63



PHOTO No 93-64




PHOTO No 93-65



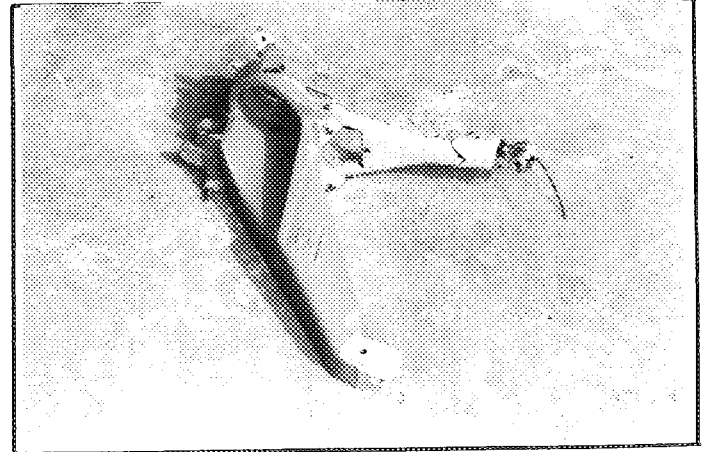


PHOTO No 93-66



Marque  
Make

FORD

Modèle  
Model

ESCORT RS COSWORTH

Homologation No

A-5466

Extension No

01/01V0

PHOTO No 93-67




PHOTO No 93-68




PHOTO No 93-69




PHOTO No 93-70




PHOTO No 93-71





PHOTO No 93-72



Marque  
Make

FORD

Modèle  
Model

ESCORT RS COSWORTH

Homologation No

A-5466

Extension No

01/01V0

PHOTO No 93-73




PHOTO No 93-74




PHOTO No 93-75




PHOTO No 93-76




PHOTO No 93-77

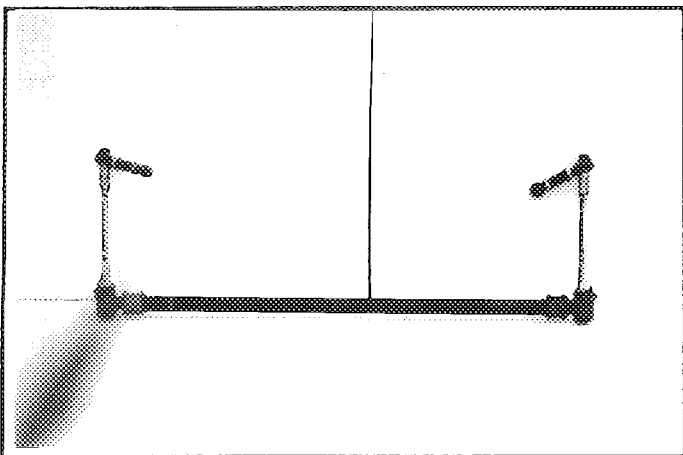




PHOTO No 93-78



Marque  
Make

FORD

Modèle  
Model

ESCORT RS COSWORTH

Homologation No

A-5466

Extension No

01/01V0

PHOTO No 93-79




PHOTO No 93-80




PHOTO No 93-82




PHOTO No 93-83



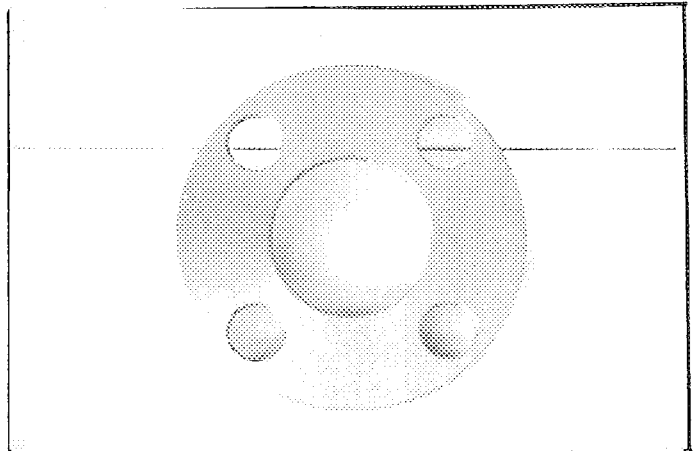


PHOTO No 93-84



Marque FORD  
Make

Modèle ESCORT RS COSWORTH  
Model

Homologation No  
**A-5466**

Extension No  
**01/01V0**

PHOTO No 93-85




PHOTO No 93-86




PHOTO No 93-87




PHOTO No 93-88




PHOTO No 93-89






PHOTO No 93-90



Marque  
Make

FORD

Modèle  
Model

ESCORT RS COSWORTH

Homologation No

A-5466

Extension No

01/01V0

PHOTO No 93-91




PHOTO No 93-92




PHOTO No 93-93




PHOTO No 93-94

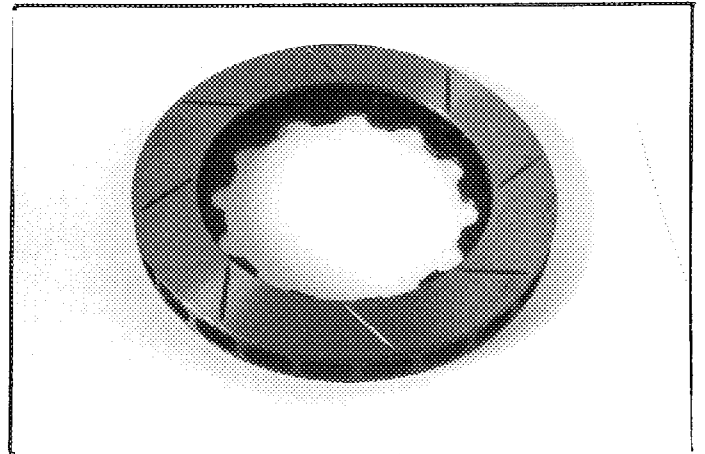


PHOTO No 93-95





PHOTO No 93-96





Marque  
Make

FORD

Modèle  
Model

ESCORT RS COSWORTH

Homologation No

A-5466

Extension No

01/01V0

PHOTO No 93-97




PHOTO No 93-98




PHOTO No 93-99




PHOTO No 93-100




PHOTO No 93-101





PHOTO No 93-102



Marque  
Make

FORD

Modèle  
Model

ESCORT RS COSWORTH

Homologation No

A-5466

Extension No

01/01V0

PHOTO No 93-103




PHOTO No 93-104




PHOTO No 93-105




PHOTO No 93-106




PHOTO No 93-107





PHOTO No 93-108



Marque FORD  
Make

Modèle ESCORT RS COSWORTH  
Model

Homologation No  
**A-5466**

Extension No  
**01/01V0**

PHOTO No 93-109




PHOTO No 93-110




PHOTO No 93-111

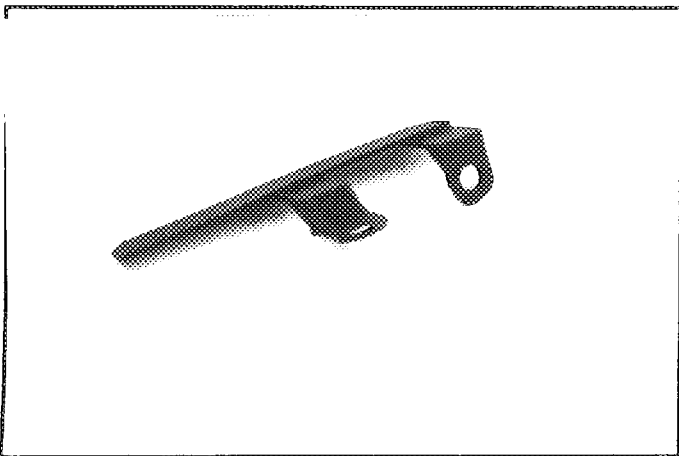


PHOTO No 93-112




PHOTO No 93-113






PHOTO No 93-114



Marque FORD  
Make

Modèle ESCORT RS COSWORTH  
Model

Homologation No  
**A - 5466**

Extension No  
**01/01V0**

PHOTO No 93-115

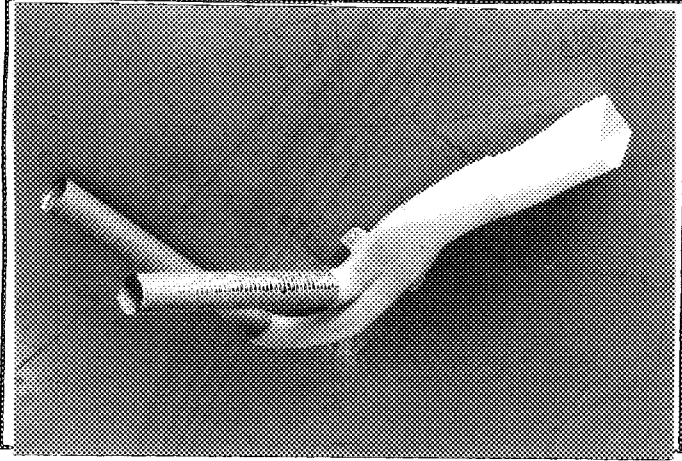


PHOTO No 93-116

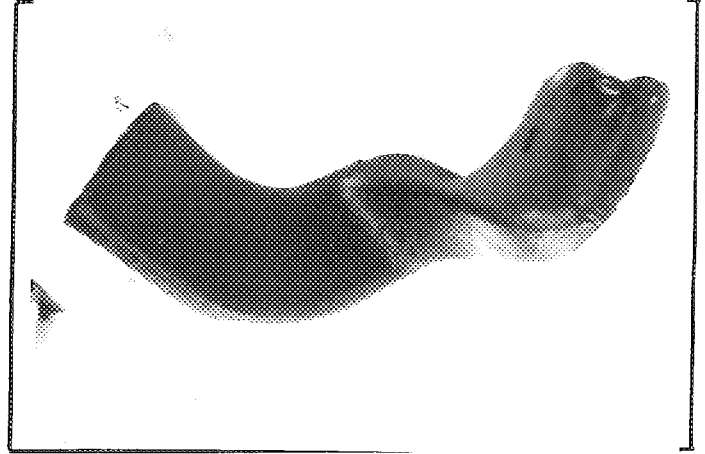


PHOTO No 93-117

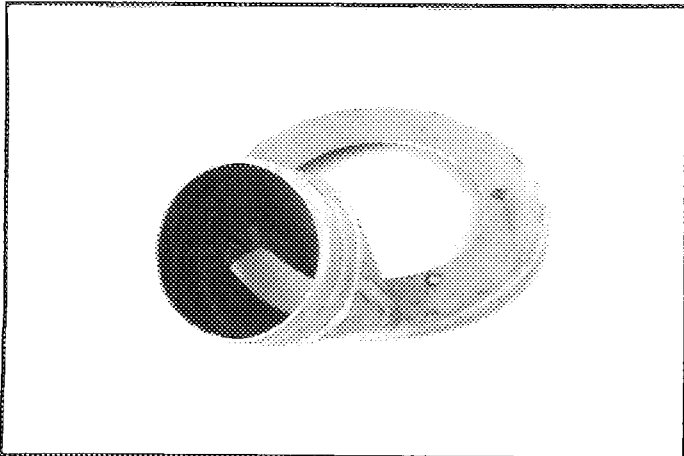


PHOTO No 93-118




PHOTO No 93-119






PHOTO No 93-120



Marque  
Make

FORD

Modèle  
Model

ESCORT RS COSWORTH

Homologation No

A - 5466

Extension No

01/01V0

PHOTO No 93-121




PHOTO No 93-122




PHOTO No 93-123




PHOTO No 93-124




PHOTO No 93-125






PHOTO No 93-126



Marque FORD  
Make \_\_\_\_\_

Modèle ESCORT RS COSWORTH  
Model \_\_\_\_\_

Homologation No  
**A-5466**

Extension No  
**01/01V0**

PHOTO No 93-127




PHOTO No 93-128




PHOTO No 93-129







PHOTO No 93-130



Marque  
Make

FORD

Modèle  
Model

ESCORT RS COSWORTH

Homologation No

A-5466

Extension No

01/01V0





PHOTO No 93-135

PHOTO No 93-136

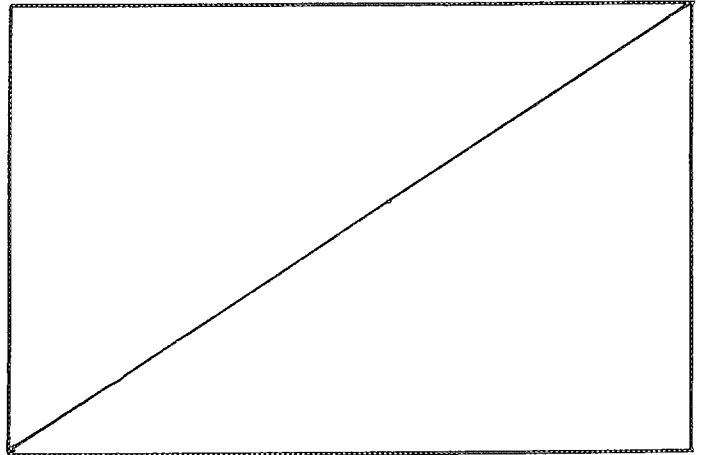






PHOTO No 93-137

PHOTO No 93-138





Marque FORD  
Make \_\_\_\_\_

Modèle ESCORT RS COSWORTH  
Model \_\_\_\_\_

Homologation No  
**A-5466**

Extension No  
**01/01V0**



F




PHOTO No 93-142




PHOTO No 93-143



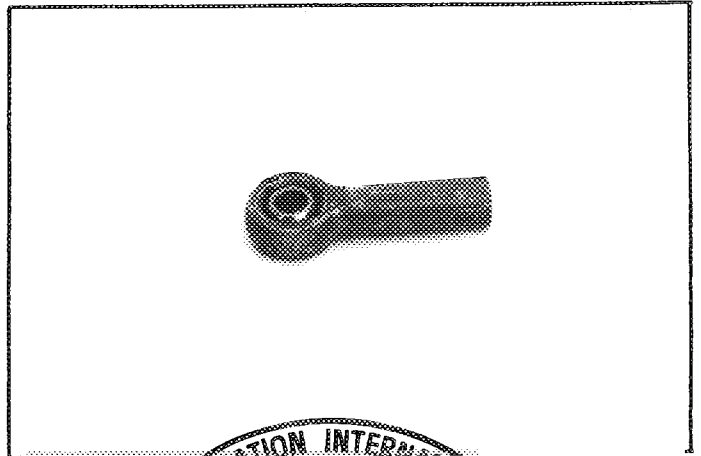


PHOTO No 93-144





Marque FORD  
Make \_\_\_\_\_

Modèle ESCORT RS COSWORTH  
Model \_\_\_\_\_

Homologation No  
**A - 5466**

Extension No  
**01/01V0**

PHOTO No 93-145




PHOTO No 93-146




PHOTO No 93-147




PHOTO No 93-148




PHOTO No 93-149





PHOTO No 93-150



FEDERATION INTERNATIONALE  
F.I.S.A.  
DE L'AUTOMOBILE

Marque FORD  
Make \_\_\_\_\_

Modèle ESCORT RS COSWORTH  
Model \_\_\_\_\_

Homologation No  
**A-5466**

Extension No  
**01/01V0**

PHOTO No 93-151




PHOTO No 93-152




PHOTO No




PHOTO No




PHOTO No






PHOTO No





DU SPORT AUTOMOBILE

A - 5466

Groupe A/B/N/T1  
Group

Extension No

02/01 ER


FICHE D'EXTENSION D'HOMOLOGATION  
FORM OF HOMOLOGATION EXTENSION

- ES Evolution sportive du type / Sporting evolution of the type
- ET Evolution normale du type / Normal evolution of the type
- VF Variante de fourniture / Supply variant
- VO Variante option / Option variant
- ER Erratum / Erratum


Véhicule: Constructeur FORD MOTOR COMPANY Ltd Modèle et type ESCORT RS COSWORTH  
 Vehicle: Manufactureur FORD MOTOR COMPANY Ltd Model and type ESCORT RS COSWORTH

Homologation valable à partir du 01.02.1993  
 Homologation valid as from 01.02.1993

Page ou ext. Page or ext.	Article Article'	Description Description
01/01 VO		Add the following text :
	804	Alternative power steering rack, L.H.D. and R.H.D Ratio = 12.8 ± .25 RHD is opposite hand to unit shown Photo 93 - 123
	804	Heavy duty steering rod, rack to steering arm Photo 93 - 124 Alternative Steering rod joints for Heavy duty or standard steering rods Photo 93 - 144 Photo 93 - 145



03 115A - 10 - 1990 - 000011110150



FEDERATION INTERNATIONALE  
DU SPORT AUTOMOBILE

Homologation No

A 5466

Groupe A  
Group

Extension No

03/02 ER


FICHE D'EXTENSION D'HOMOLOGATION  
FORM OF HOMOLOGATION EXTENSION

- ES Evolution sportive du type / Sporting evolution of the type  
 ET Evolution normale du type / Normal evolution of the type  
 VF Variante de fourniture / Supply variant  
 VO Variante option / Option variant  
 ER Erratum / Erratum

Véhicule: Constructeur FORD Modèle et type ESCORT RS COSWORTH  
 Vehicle: Manufactureur FORD Model and type ESCORT RS COSWORTH

Homologation valable à partir du 1 APRIL 1993  
 Homologation valid as from 1 APRIL 1993

Page ou ext. Page or ext.	Articles Articles	Description Description
16	803	Alteration to caliper (cosmetic change) shown in Photo 93 - 88 Photo 93 - 172 Alteration to caliper (cosmetic change) shown in Photo 93 - 89 Photo 93 - 173
20		Revised housing for engine ISS water container, reduces Max bag volume to 10 litres Photo 93 - 122 Was under Page 17, Art 803 - Brakes
T2	334	h2) Intercooler is single pass for both air/water and air/air. The two units are in series with the air/water first Not previously specified.



Marque FORD  
Make \_\_\_\_\_

Modèle ESCORT RS COSWORTH  
Model \_\_\_\_\_

Homologation No  
**A-5466**

Extension No  
**03/02 ER**

PHOTO No 93-172




PHOTO No 93-173




PHOTO No




PHOTO No




PHOTO No







PHOTO No





FEDERATION INTERNATIONALE  
DU SPORT AUTOMOBILE

Homologation n°

A 5466

Groupe A  
Group

Extension n°

04/02 ET

FICHE D'EXTENSION D'HOMOLOGATION  
FORM OF HOMOLOGATION EXTENSION


- ES Evolution sportive du type / Sporting evolution of the type
- ET Evolution normale du type / Normal evolution of the type
- VF Variante de fourniture / Supply variant
- VO Variante option / Option variant
- ER Erratum / Erratum

Véhicule: Constructeur FORD Modèle et type ESCORT RS COSWORTH  
 Vehicle: Manufactureur FORD Model and type ESCORT RS COSWORTH

Homologation valable à partir du 1 APRIL 1993  
 Homologation valid as from 1 APRIL 1993

Page ou ext. Page or ext.	Article Article*	Description Description
12	602	Alternative clutch release by oscillating lever, hydraulic or cable operation <span style="float: right;">Photo 93 - 154</span>
12	603	Alternative remote oil tank for gearbox lubrication Capacity 1,5 L <span style="float: right;">Photo 93 - 155</span>
15	701	Alternative rear suspension crossmember, attached to chassis in same position as standard unit. Suspension pick up points within 20mm of production car <span style="float: right;">Photo 93 - 156 Photo 93 - 163</span>
15	701	Front upright casting (knuckle), front suspension, interchangeable as an assembly with standard components, incorporating high capacity bearings. Caliper mounting boss variable depending on disc size used  type RAS33 <span style="float: right;">Photo 93 - 157</span> type RAS34 <span style="float: right;">Photo 93 - 158</span>

FIA - F.I.S.A. - F.I.A.O. - 0100111101090



Marque  
Make

FORD

Modele  
Model

ESCORT R S COSWORTH

No Homol A 5466

No Ext. 04/02 ET

Page ou Ext. Page or Ext.	Art Art	Description Description
15	701	Spacer, Front upright - thickness variable Photo 93 - 159 Photo 93 - 160
15	701	Steering arm, produces same ratio as standard arm Photo 93 - 161
15	701	Bracket, compression strut location to chassis, remains within 20mm of original pivot position, may be bolted and/or welded to chassis Photo 93 - 162
15	701	Alternative joint or joint housing for rear suspension arm Photo 93 - 164
15	707	Suspension travel limiters for front suspension (for alternative upright) Photo 93 - 165
16	803	Alternative mounting for disc to mounting bell Photo 93 - 166
16	803	Caliper mounting brackets, with spacers type RAB11 Photo 93 - 167
16	803	Brake and/or clutch master cylinder Photo 93 - 168
17	803	Water tanks for brake and damper cooling Revised units Capacity 10 L Photo 93 - 169 Photo 93 - 170
18	901	Seat support and lower seat belt anchorage points, incorporating support for spare turbocharger support box. Photo 93 - 171



Marque  
Make

FORD


Modele  
Model

ESCORT R S COSWORTH

No Homol A 5466

No Ext. 04/02 ET

Page ou Ext. Page or Ext.	Art Art	Description Description
16	801	Dirt protection shield for brakes Photo 93 - 174
17	803	Water cooled shock absorbers, enlarged cooling tube, used in conjunction with increased diameter road springs. Photo 93 - 175





Marque FORD  
Make \_\_\_\_\_

Modèle ESCORT RS COSWORTH  
Model \_\_\_\_\_

Homologation No  
**A-5466**

Extension No  
**04/02 ET**

PHOTO No 93-154




PHOTO No 93-155




PHOTO No 93-156




PHOTO No 93-157




PHOTO No 93-158






PHOTO No 93-159



Marque  
Make

FORD

Modèle  
Model

ESCORT RS COSWORTH

Homologation No

A-5466

Extension No

04/02ET

PHOTO No 93-160




PHOTO No 93-161




PHOTO No 93-162




PHOTO No 93-163




PHOTO No 93-164



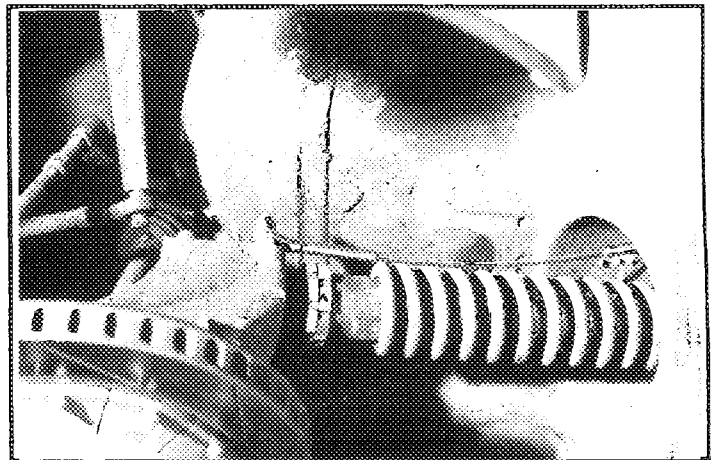


PHOTO No 93-165



Marque FORD  
Make \_\_\_\_\_

Modèle ESCORT RS COSWORTH  
Model \_\_\_\_\_

Homologation No  
**A-5466**

Extension No  
**04/02 ET**

PHOTO No 93-166




PHOTO No 93-167




PHOTO No 93-168




PHOTO No 93-169




PHOTO No 93-170






PHOTO No 93-171



Marque  
Make

FORD

Modèle  
Model

ESCORT RS COSWORTH

Homologation No

A-5466

Extension No

04/02ET

PHOTO No 93-174




PHOTO No 93-175




PHOTO No




PHOTO No




PHOTO No




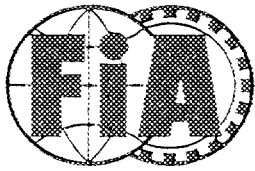


PHOTO No





FEDERATION INTERNATIONALE  
DU SPORT AUTOMOBILE

Homologation No

A-5466

Groupe A/B/N/T1  
Group

Extension No

05/03ER


FICHE D'EXTENSION D'HOMOLOGATION  
FORM OF HOMOLOGATION EXTENSION

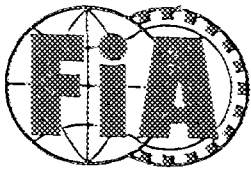
- ES Evolution sportive du type / Sporting evolution of the type
- ET Evolution normale du type / Normal evolution of the type
- VF Variante de fourniture / Supply variant
- VO Variante option / Option variant
- ER Erratum / Erratum

Véhicule: Constructeur FORD MOTOR COMPANY LIMITED Modèle et type ESCORT RS COSWORTH  
Vehicle: Manufactureur Model and type

Homologation valable à partir du 01 AVR. 1993  
Homologation valid as from

Page ou ext. Page or ext.	Article Article	Description Description
04/02 ET		This extension is not an ET, but a <u>VO</u> .





FEDERATION INTERNATIONALE  
DU SPORT AUTOMOBILE

Homologation No

A 5466

Groupe A  
Group

Extension No

06/03 VO


FICHE D'EXTENSION D'HOMOLOGATION  
FORM OF HOMOLOGATION EXTENSION

- ES Evolution sportive du type / Sporting evolution of the type
- ET Evolution normale du type / Normal evolution of the type
- VF Variante de fourniture / Supply variant
- VO Variante option / Option variant
- ER Erratum / Erratum

Véhicule: Constructeur FORD Modèle et type ESCORT RS COSWORTH  
Vehiclé: Manufactureur \_\_\_\_\_ Model and type \_\_\_\_\_

Homologation valable à partir du 1 JULY 1993  
Homologation valid as from \_\_\_\_\_

Page ou ext. Page or ext.	Article Article'	Description Description
15	701	Front cross member, suspension pick up points within 20mm of original position Photo 93 - 176
15	701	Front suspension top mount. Pivot position remains within 20mm of original position Photo 93 - 177
15	701	Alternative rear arm for heavy duty rear suspension Magnesium alloy Type RGS8 Photo 93 - 178 Magnesium alloy Type RTS5 Photo 93 - 179 Fabricated from steel sheet Photo 93 - 180
16	801	Dirt protection shield for brakes Photo 93 - 181
16	803	Caliper mounting adaptor for radial mount calipers, exact sizes variable depending on disc/caliper size used. Photo 93 - 182



Marque

Make

FORD

Modele


Model

ESCORT R S COSWORTH

N° Homol A 5466

N° Ext. 06/03 VO

Page ou Ext. Page or Ext.	Art Art	Description Description
17	803	Modified handbrake system for combined differential and brake control. Dual handbrake assembly. Photo 93 - 183 Solenoid system using existing hydraulic pump Photo 93 - 184
17	804	Steering rack with extra reinforcement to rack body Photo 93 - 185



Marque FORD  
Make

Modèle ESCORT RS COSWORTH  
Model

Homologation No  
**A 5466**

Extension No  
**06/03V0**

PHOTO No 93 - 176




PHOTO No 93 - 177




PHOTO No 93 - 178




PHOTO No 93 - 179




PHOTO No 93 - 180






PHOTO No 93 - 181





Marque FORD  
Make \_\_\_\_\_

Modèle ESCORT RS COSWORTH  
Model \_\_\_\_\_

Homologation No  
**A 5466**

Extension No  
**06/03V0**

PHOTO No 93 - 182




PHOTO No 93 - 183




PHOTO No 93 - 184




PHOTO No 93 - 185




PHOTO No






PHOTO No



FEDERATION INTERNATIONALE  
F.I.S.A.  
DE L'AUTOMOBILE



FEDERATION INTERNATIONALE  
DU SPORT AUTOMOBILE

Homologation No

A 5466

Groupe A  
Group

Extension No


07/04 ER


FICHE D'EXTENSION D'HOMOLOGATION  
FORM OF HOMOLOGATION EXTENSION


- ES Evolution sportive du type / Sporting evolution of the type
- ET Evolution normale du type / Normal evolution of the type
- VF Variante de fourniture / Supply variant
- VO Variante option / Option variant
- ER Erratum / Erratum

Véhicule: Constructeur FORD Modèle et type ESCORT RS COSWORTH  
Vehicle: Manufactureur FORD Model and type ESCORT RS COSWORTH

Homologation valable à partir du 01 AOUT 1993  
Homologation valid as from 01 AOUT 1993

Page ou ext. Page or ext.	Article Article	Description Description
6	H	<p>Photograph of Injection System Manifold Absolute Pressure Sensor corrected to latest 2.5 bar production unit.</p> 





FEDERATION INTERNATIONALE  
DU SPORT AUTOMOBILE

Homologation No

A5466

Groupe  
Group A

Extension No

08 / 0 4 VO


FICHE D'EXTENSION D'HOMOLOGATION  
FORM OF HOMOLOGATION EXTENSION

- ES Evolution sportive du type / Sporting evolution of the type
- ET Evolution normale du type / Normal evolution of the type
- VF Variante de fourniture / Supply variant
- VO Variante option / Option variant
- ER Erratum / Erratum


Véhicule: Constructeur FORD Modèle et type ESCORT RS COSWORTH  
 Vehicle: Manufactureur \_\_\_\_\_ Model and type \_\_\_\_\_

Homologation valable à partir du 1 OCTOBER 1993  
 Homologation valid as from \_\_\_\_\_


Page ou ext. Page or ext.	Article Article*	Description Description
15	701	Alternative rear arm for heavy duty rear suspension magnesium alloy Type RTS6 Photo 93-186 magnesium alloy Type RGS9 Photo 93-187




93-186



93-187





FEDERATION INTERNATIONALE  
DU SPORT AUTOMOBILE

Homologation No

A 5466

Groupe A  
Group

Extension No

09/05 VO

FICHE D'EXTENSION D'HOMOLOGATION  
FORM OF HOMOLOGATION EXTENSION

- ES Evolution sportive du type / Sporting evolution of the type
- ET Evolution normale du type / Normal evolution of the type
- VF Variante de fourniture / Supply variant
- VO Variante option / Option variant
- ER Erratum / Erratum

Véhicule: Constructeur FORD Modèle et type ESCORT RS COSWORTH  
Vehiclé: Manufactureur Model and type

Homologation valable à partir du 1 JANUARY 1994  
Homologation valid as from

Page ou ext. Page or ext.	Article Article'	Description Description
13	603	Alternative gearcase to accommodate alternative sequential gear shift mechanism. Accepts same gear ratio's as previously homologated. Incorporates modifications to bell housing which is usable with sequential and non-sequential gearchange gearboxes Gear change lever assembly for above gearbox Photo 94 - 1 Photo 94 - 2
14	606	Alternative transmission shaft, length variable depending on gearcase or axle used Photo 94 - 3
14	606	Alternative joint for transmission shafts, may be used on any wheel drive shaft Photo 94 - 4
15	701	Strut top mount, pivot position within 20mm of standard car position Photo 94 - 5

FEDERATION INTERNATIONALE  
DE L'AUTOMOBILE  
8, Place de la Concorde, 8  
75008 PARIS  
Page \_\_\_\_\_

Marque FORD Modele \_\_\_\_\_  
 Make FORD Model \_\_\_\_\_

No Homol A 5466

No Ext. 09/05V0

Page ou Ext. Page or Ext.	Art Art	Description Description
15	701	Alternative rear suspension trailing arm, fabricated construction Photo 94 - 6
15	701	Adjusting levers for front and rear variable rate anti roll bars. Photo 94 - 7
16	701	Alternative hub assembly, front or rear axle, interchangeable with previous units Photo 94 - 8
17	803	Bracket for hydraulic handbrake assembly and differential control cylinder Photo 94 - 9
17	804	Alternative steering column, can incorporate articulation joints shown, or earlier components Photo 94 - 10
18	901	Seat support brackets Drivers side Photo 94 - 11 Co-Drivers side Photo 94 - 12

FEDERATION INTERNATIONALE  
 DE L'AUTOMOBILE  
 8, Place de la Concorde, 8  
 75008 PARIS

Marque FORD  
Make \_\_\_\_\_

Modèle ESCORT RS COSWORTH  
Model \_\_\_\_\_

Homologation No  
**A-5466**

Extension No  
**09/05V0**

PHOTO No 94-1




PHOTO No 94-2




PHOTO No 94-3




PHOTO No 94-4

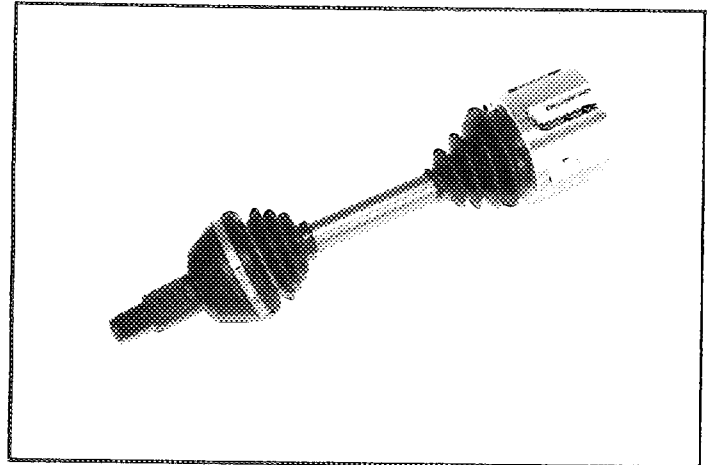


PHOTO No 94-5





PHOTO No 94-6



FEDERATION INTERNATIONALE  
DE L'AUTOMOBILE  
8, Place de la Concorde, 8  
75009 PARIS

Marque FORD  
Make \_\_\_\_\_

Modèle ESCORT RS COSWORTH  
Model \_\_\_\_\_

Homologation No  
**A-5466**

Extension No  
**09/05V0**

PHOTO No 94-7




PHOTO No 94-8




PHOTO No 94-9

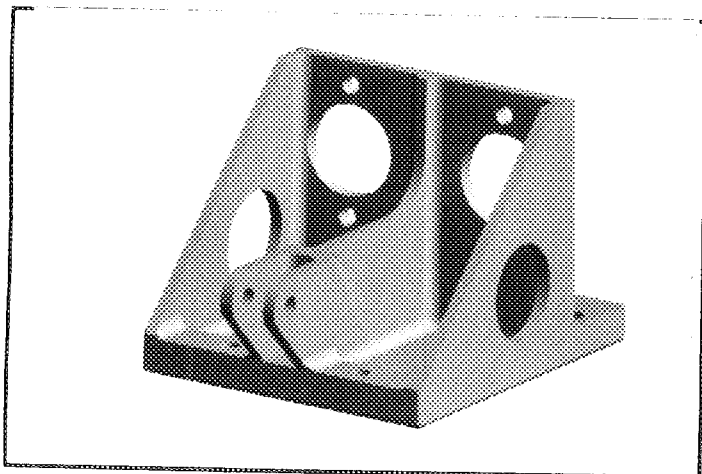


PHOTO No 94-10




PHOTO No 94-11






PHOTO No 94-12



FEDERATION INTERNATIONALE  
DE L'AUTOMOBILE  
8, Place de la Concorde, 8  
75008 PARIS



FEDERATION INTERNATIONALE  
DU SPORT AUTOMOBILE

Homologation No

A 5466

Groupe  
Group

A

Extension No

10/06 VO

FICHE D'EXTENSION D'HOMOLOGATION  
FORM OF HOMOLOGATION EXTENSION

- ES Evolution sportive du type / Sporting evolution of the type
- ET Evolution normale du type / Normal evolution of the type
- VF Variante de fourniture / Supply variant
- VO Variante option / Option variant
- ER Erratum / Erratum

Véhicule: Constructeur  
Vehicle: Manufactureur

FORD MOTOR COMPANY Ltd

Modèle et type  
Model and type

ESCORT RS COSWORTH

Homologation valable à partir du  
Homologation valid as from

1 April 1994

Page ou ext. Page or ext.	Article Article	Description Description
12	603	Revised aperture in chassis for gear change linkage, may be used with any homologated gearbox Photo 94 - 13
12	603	Remote oil tank for gearbox lubrication. Max tank volume = 1.5 litres Photo 94 - 14
14	604	Pump and accumulator assemblies for active differential. Used in conjunction with homologated gear boxes with extended rear cover, or with heavy duty front or rear axle assemblies Photo 94 - 15 Max fluid volume in Reservoir = 0.35 litres Photo 94 - 16
14	606	Transmission shaft assemblies Photo 94 - 17 Photo 94 - 18
14	606	Drive shaft assemblies, with Tripode joint Photo 94 - 19

FEDERATION INTERNATIONALE  
DE L'AUTOMOBILE  
8, Place de la Concorde, 8  
75008 PARIS Page



Marque  
Make

FORD

Modele  
Model

ESCORT R S COSWORTH

No Homol A 5466

No Ext. 10/06 VO

Page ou Ext. Page or Ext.	Art Art	Description Description
15	701	Rear suspension crossmember, attached to chassis in same position as standard unit. Suspension pick up points within 20mm of production car type MS94 Photo 94 - 20 type LMS94 Photo 94 - 21
15	701	Front upright casting (knuckle), front suspension, Retains same operating principle as standard components, may be machined to accept standard or large diameter strut assembly, incorporating high capacity bearings. Caliper mounting boss variable depending on disc size used. Unit shown has Tarmac steering arm attached, other steering arms may be fitted. Photo 94 - 22 Conversion spacer for earlier units Photo 94 - 23
15	701	Bracket, compression strut location to chassis, remains within 20mm of original pivot position, may be bolted and/or welded to chassis Photo 94 - 24
15	701	Drag link, rear suspension, light alloy construction Photo 94 - 25
15	701	Bearing carrier for end of main rear suspension arm Photo 94 - 26
15	701	Anti roll bar blade, front or rear. Photo 94 - 27
16	801	Wheel mounting flange, front or rear axles Photo 94 - 28

Marque  
Make

FORD

Modele  
Model

ESCORT R S COSWORTH

No Homol A 5466

No Ext.

10/06/00

Page ou Ext. Page or Ext.	Art Art	Description Description
17	803	Alternative brake caliper (front and/or rear) Calipers identical except for internal machining, mounting boss position, and pad retention by clip or bolt Supplier: A P Racing/Ford Calipers to carry Ford Logo Photo 94 - 29
	803e	N° of cylinders 6
	803e1	Cylinder bore mm from 28 to 52
	803g1	N° of pads 2
	803g2	N° of calipers 1
	803g3	Caliper material M M C alloy
	803g8	Pad length $\pm$ 1.5mm from 85 to 150 ( N.B. If this caliper is used on the axle with a hand brake, then a second hand brake caliper may be required)
17	803	Alternative brake caliper (front and/or rear) Calipers identical except for internal machining, mounting boss position, and pad retention by clip or bolt Supplier: Brembo/Ford, Calipers to carry Ford logo Photo 94 - 30
	803e	N° of cylinders 8
	803e1	Cylinder bore mm from 25 to 42
	803g1	N° of pads 4
	803g2	N° of calipers 1
	803g3	Caliper material alloy
	803g8	Pad length $\pm$ 1.5mm from 70 to 120 ( N.B. If this caliper is used on the axle with a hand brake, then a second hand brake caliper may be required)
17	803	Water tank for brake and damper cooling Max volume of tank = 20 Litres Photo 94 - 31
17	803	Water cooled shock absorbers, enlarged cooling tube. Size variable depending on damper body used Photo 94 - 32
17	804	Modified steering rack body and bearing assembly Photo 94 - 33
18	901	Seat support and lower seat belt anchorage points, Drivers side Photo 94 - 34 Navigators side Photo 94 - 35

Marque FORD  
Make

Modèle ESCORT RS COSWORTH  
Model

Homologation No

A 5466

Extension No

10/06 VO

PHOTO No 94-13




PHOTO No 94-14




PHOTO No 94-15




PHOTO No 94-16




PHOTO No 94-17

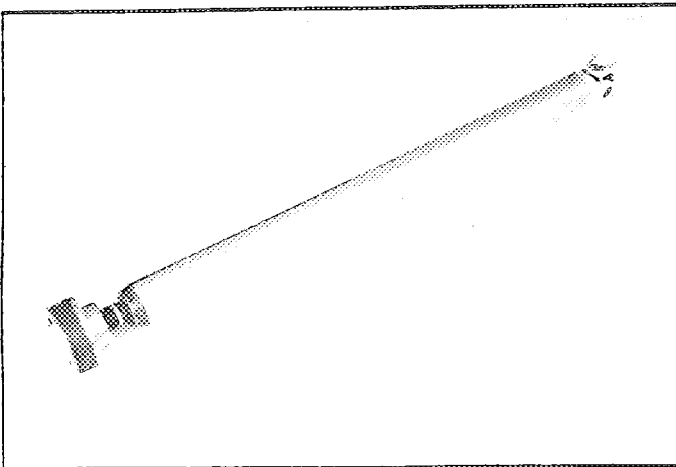
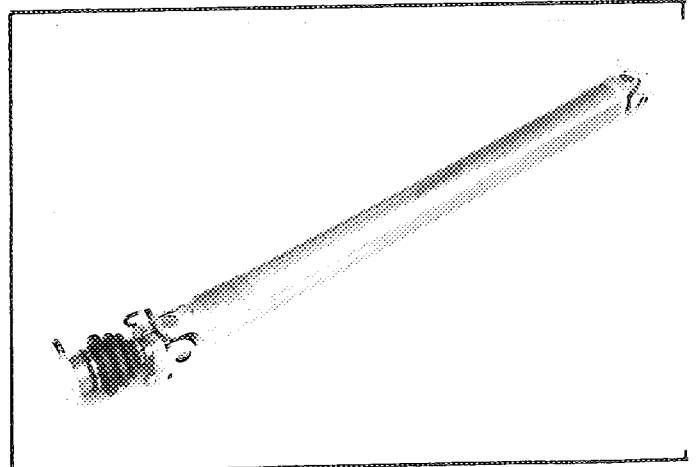


PHOTO No 94-18



FEDERATION INTERNATIONALE  
DE L'AUTOMOBILE  
8, Place de la Concorde, 8  
75008 PARIS

Marque **FORD**  
Make

Modèle **ESCORT RS COSWORTH**  
Model

Homologation No  
**A 5466**

Extension No  
**10/06V0**

PHOTO No 94-19

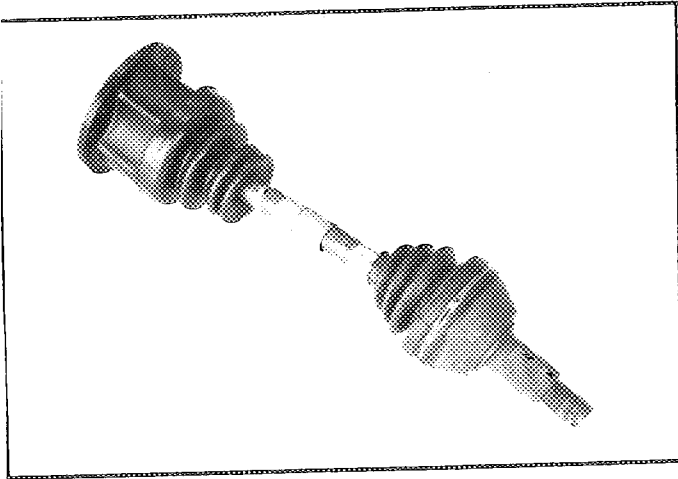


PHOTO No 94-20




PHOTO No 94-21




PHOTO No 94-22




PHOTO No 94-23


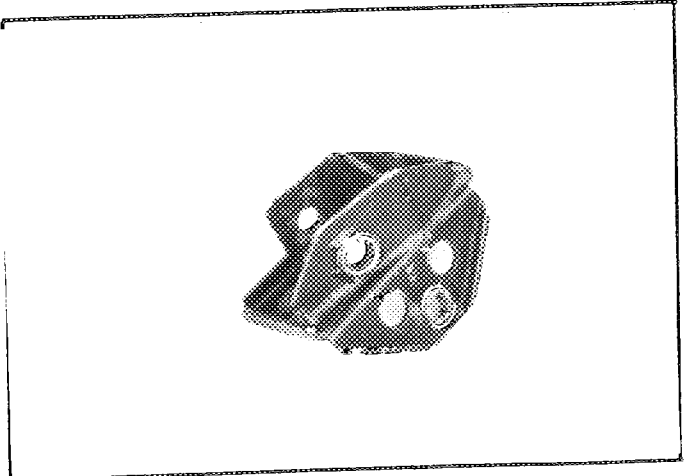


PHOTO No 94-24



FEDERATION INTERNATIONALE  
DE L'AUTOMOBILE  
8, Place de la Concorde, 8  
75008 PARIS

Marque **FORD**  
Make \_\_\_\_\_

Modèle **ESCORT RS COSWORTH**  
Model \_\_\_\_\_

Homologation No  
**A 5466**

Extension No  
**10/06 V0**

PHOTO No 94-25




PHOTO No 94-26

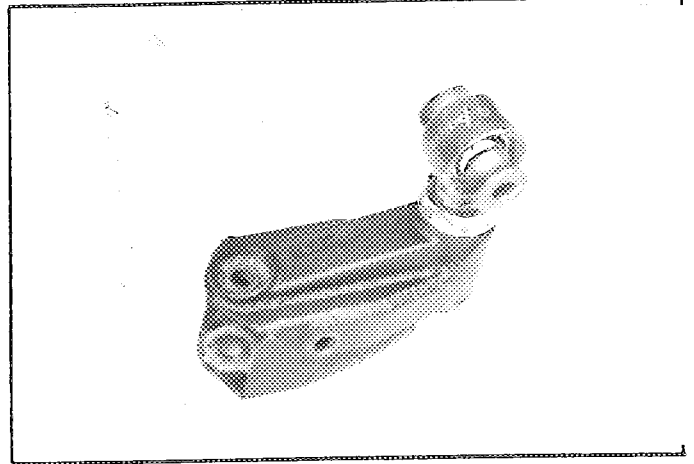


PHOTO No 94-27




PHOTO No 94-28




PHOTO No 94-29





PHOTO No 94-30



FEDERATION INTERNATIONALE  
DE L'AUTOMOBILE  
8, Place de la Concorde, 8  
75008 PARIS

Marque FORD  
Make \_\_\_\_\_

Modèle ESCORT RS COSWORTH  
Model \_\_\_\_\_

Homologation No

A 5466

Extension No

10/06 V0

PHOTO No 94-31




PHOTO No 94-32




PHOTO No 94-33




PHOTO No 94-34




PHOTO No 94-35






PHOTO No 94-36



FEDERATION INTERNATIONALE  
DE L'AUTOMOBILE  
8, Place de la Concorde, 8  
75008 PARIS



FEDERATION INTERNATIONALE  
DU SPORT AUTOMOBILE

Homologation No

A 5466

Groupe  
Group A

Extension No

11/07 VO


FICHE D'EXTENSION D'HOMOLOGATION  
FORM OF HOMOLOGATION EXTENSION

- ES Evolution sportive du type / Sporting evolution of the type
- ET Evolution normale du type / Normal evolution of the type
- VF Variante de fourniture / Supply variant
- VO Variante option / Option variant
- ER Erratum / Erratum

Véhicule: Constructeur FORD Modèle et type ESCORT RS COSWORTH  
 Vehicle: Manufactureur \_\_\_\_\_ Model and type \_\_\_\_\_

Homologation valable à partir du 1 JULY 1994  
 Homologation valid as from \_\_\_\_\_

Page ou ext. Page or ext.	Article Article	Description Description
14	606	Front drive shaft assembly. Photo 94 - 37
15	701	Strut top mount, for alternative shock absorber Photo 94 - 38
15	701	Track control arm, light alloy, to be used with heavy duty knuckle Photo 94 - 39
15	701	Compression strut for front suspension, replaces combined rollbar and link from standard car Photo 94 - 40

  
 FEDERATION INTERNATIONALE  
 DE L'AUTOMOBILE  
 8, Place de la Concorde, 8  
 75008 PARIS

Marque  
Make

FORD

Modele  
Model

ESCORT R S COSWORTH

No Homol A 5466

No Ext. 11/07 V0

Page ou Ext. Page or Ext.	Art Art	Description Description
15	701	Steering arm, for revised suspension geometry, retains same steering ratio Photo 94 - 41
15	707	Suspension travel limiter, revised brackets for body fixing, front Photo 94 - 42 rear Photo 94 - 43 Alternative front system Photo 94 - 44 Alternative rear system Photo 94 - 45
17	803	Handbrake assembly, with combined possibility for differential and brake control Photo 94 - 46 Revised version of Photo 94 - 9 Photo 94 - 47

FEDERATION INTERNATIONALE  
DE L'AUTOMOBILE  
8, Place de la Concorde, 8  
75008 PARIS



Marque FORD  
Make \_\_\_\_\_

Modèle ESCORT RS COSWORTH  
Model \_\_\_\_\_

Homologation No.  
A 5466

Extension No.  
1/07 V0

PHOTO No 94 - 37




PHOTO No 94 - 38

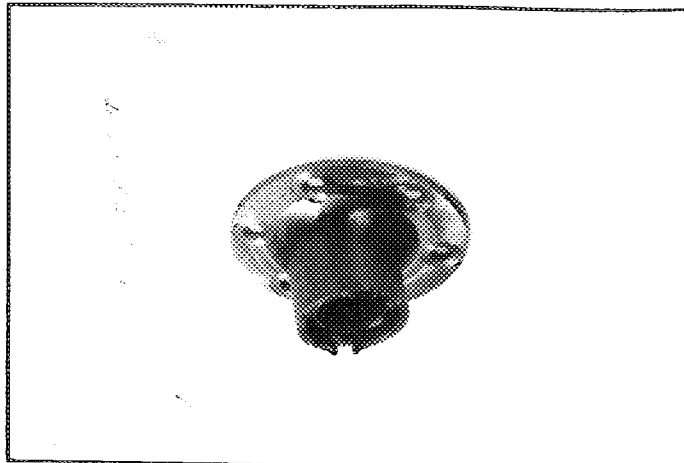


PHOTO No 94 - 39




PHOTO No 94 - 40




PHOTO No 94 - 41





PHOTO No 94 - 42



FEDERATION INTERNATIONALE  
DE L'AUTOMOBILE  
8, Place de la Concorde, 8  
75008 PARIS

Marque  
Make

FORD

Modèle  
Model

ESCORT RS COSWORTH

Homologation No.

A 5466

Extension No

11/07 V0

PHOTO No 94 - 43




PHOTO No 94 - 44




PHOTO No 94 - 45




PHOTO No 94 - 46

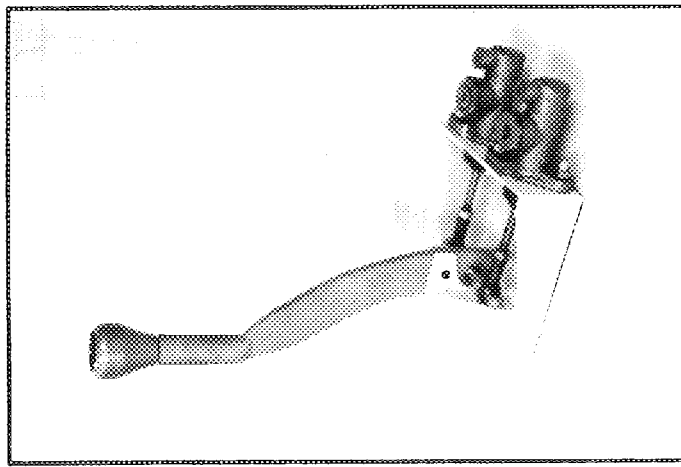


PHOTO No 94 - 47






PHOTO No 94 - 48



FEDERATION INTERNATIONALE  
DE L'AUTOMOBILE  
8, Place de la Concorde, 8  
75008 PARIS



FEDERATION INTERNATIONALE  
DU SPORT AUTOMOBILE

Homologation No

A 5466

Groupe A  
Group

Extension No

12/08VO

FICHE D'EXTENSION D'HOMOLOGATION  
FORM OF HOMOLOGATION EXTENSION

- ES Evolution sportive du type / Sporting evolution of the type
- ET Evolution normale du type / Normal evolution of the type
- VF Variante de fourniture / Supply variant
- VO Variante option / Option variant
- ER Erratum / Erratum

Véhicule: Constructeur FORD Modèle et type ESCORT RS COSWORTH  
 Vehicle: Manufactureur \_\_\_\_\_ Model and type \_\_\_\_\_

Homologation valable à partir du 1 OCTOBER 1994  
 Homologation valid as from \_\_\_\_\_

Page ou ext. Page or ext.	Article Article	Description Description
15	701	Steering Control Rod, to be used with existing steering rack and steering arm. Photo 94 - 50
15	701	Steering Arm, produces same ratio as standard type RAS28 Photo 94 - 51
17	803	Water tank for Brake and/or damper cooling Max volume of tank = 15 litres Photo 94 - 52
17	803	Pump assembly for recirculation water Kit for water cooled brakes (photo 93-92) and/or damper cooling Photo 94 - 53
17	804	Alternative hydraulic pump for power steering and other high pressure hydraulic requirements type 1 Photo 94 - 54 type 2 Photo 94 - 55

FEDERATION INTERNATIONALE  
DE L'AUTOMOBILE  
8, Place de la Concorde, 8  
75008 PARIS

Page \_\_\_\_\_

Marque FORD Modele ESCORT RS COSWORTH  
Make FORD Model ESCORT RS COSWORTH

No Homol A 5466

No Ext. 12/08V0

Page ou Ext. Page or Ext.	Art Art	Description Description
17	804	Tank for hydraulic fluid, Max working fluid volume in tank = 2.4 litres Photo 94 - 56

FEDERATION INTERNATIONALE  
DE L'AUTOMOBILE  
8, Place de la Concorde, 8  
75008 PARIS

Marque  
Make

**FORD**

Modèle  
Model

**ESCORT RS COSWORTH**

Homologation No

**A 5466**

Extension No

**12/08V0**

PHOTO No 94-50




PHOTO No 94-51




PHOTO No 94-52




PHOTO No 94-53

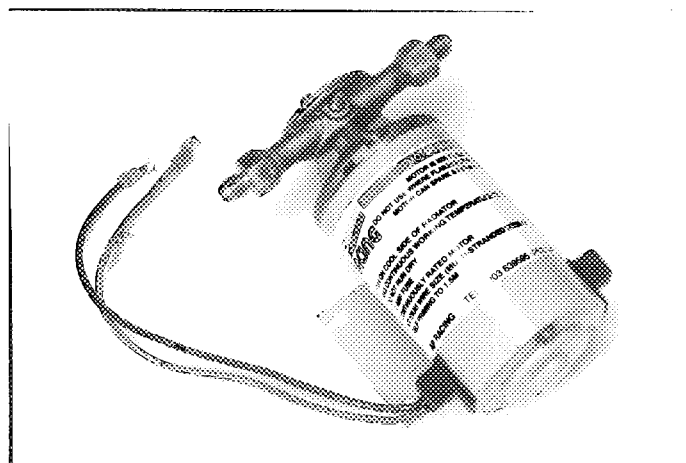


PHOTO No 94-54





PHOTO No 94-55



FEDERATION INTERNATIONALE  
DE L'AUTOMOBILE  
8, Place de la Concorde, 8  
75008 PARIS

Marque **FORD**  
Make \_\_\_\_\_

Modèle **ESCORT RS COSWORTH**  
Model \_\_\_\_\_

Homologation No  
**A 5466**

Extension No  
**12/08V0**

PHOTO No **94-56**




PHOTO No




PHOTO No




PHOTO No




PHOTO No






PHOTO No



**FEDERATION INTERNATIONALE  
DE L'AUTOMOBILE  
8, Place de la Concorde, 8  
75008 PARIS**



FEDERATION INTERNATIONALE  
DU SPORT AUTOMOBILE

Homologation No

A 5466

Groupe  
Group A

Extension No

13/09 VO

FICHE D'EXTENSION D'HOMOLOGATION  
FORM OF HOMOLOGATION EXTENSION

- ES Evolution sportive du type / Sporting evolution of the type
- ET Evolution normale du type / Normal evolution of the type
- VF Variante de fourniture / Supply variant
- VO Variante option / Option variant
- ER Erratum / Erratum

Véhicule: Constructeur  
Vehicle: Manufactureur

FORD

Modèle et type  
Model and type

ESCORT RS COSWORTH

Homologation valable à partir du  
Homologation valid as from

1 JANUARY 1995

Page ou ext. Page or ext.	Article Article	Description Description
15	701	Front upright assembly (Knuckle), front suspension, interchangeable as an assembly with standard components, incorporating revised high capacity bearings. Caliper mounting boss variable depending on disc and caliper used. Material may be Aluminium or Magnesium alloy. Type 95/1 Photo 95 - 01 Type 95/2 Photo 95 - 02
15	701	Revised rear suspension assembly, complete with cast main arm (aluminium or Magnesium alloy) and uprated bearings and wheel flange assembly. Photo 95 - 03
16	802	Wheel mounting flanges, with alternative interior spline for front and rear axle assembly and spigot diameter to suit bearing used. Type 95/1 Photo 95 - 04 Type 95/2 Photo 95 - 05

FEDERATION INTERNATIONALE  
DE L'AUTOMOBILE  
8, Place de la Concorde, 8  
75008 PARIS

Marque

Modele

Make FORD

Model ESCORT RS COSWORTH

No Homol A 5466

No Ext. **13/09V0**

Page ou Ext. Page or Ext.	Art Art	Description Description
16	803	Alternative brake caliper (front and/or rear) Calipers identical except for internal machining, mounting boss position, and pad retention by clip or bolt. Unit contains internal liquid cooling passages. Supplier: Ford/A.P. Racing
	803e	N° of cylinders 4
	803e1	Cylinder Bore mm From 28 to 45
	803g1	N° of pads 2
	803g2	N° of calipers 1
	803g3	Caliper Material Alloy
	803g8	Pad length mm From 110 to 140
		(N.B. If these calipers are used on the axle with a hand brake, then a second hand brake caliper may be required)
		Photo 95 - 06

FEDERATION INTERNATIONALE  
DE L'AUTOMOBILE  
8, Place de la Concorde, 8  
75008 PARIS



Marque FORD  
Make \_\_\_\_\_

Modèle ESCORT RS COSWORTH  
Model \_\_\_\_\_

Homologation No  
**A 5466**

Extension No  
**13/09V0**

PHOTO No 95-01




PHOTO No 95-02




PHOTO No 95-03




PHOTO No 95-04




PHOTO No 95-05






PHOTO No 94-06



FEDERATION INTERNATIONALE  
DE L'AUTOMOBILE  
8, Place de la Concorde, 8  
75008 PARIS



FEDERATION INTERNATIONALE  
DE L'AUTOMOBILE

Homologation No

A - 5466

Group  
Group A

Extension No

14/10 VO

FICHE D'EXTENSION D'HOMOLOGATION  
FORM OF HOMOLOGATION EXTENSION

- ES Evolution sportive du type / Sporting evolution of the
- ET Evolution normale du type / Normal evolution of the
- VF Variante de fourniture / Supply variant
- VO Variante option / Option variant
- ER Erratum / Erratum

Véhicule: Constructeur FORD Modèle et type ESCORT RS COSWORTH  
Vehicle: Manufactureur FORD Model and type ESCORT RS COSWORTH

Homologation valable à partir du 1 APRIL 1995  
Homologation valid as from 1 APRIL 1995

Page ou ext. Page or ext.	Article Article	Description Description																											
13	103	Alternative gear ratio's for existing additional gear box; for H-pattern or sequential change.  <table border="1"> <thead> <tr> <th>Gear</th> <th>Ratio</th> <th>Teeth</th> </tr> </thead> <tbody> <tr><td>1</td><td>1.800</td><td>15/27</td></tr> <tr><td>2</td><td>1.263</td><td>19/24</td></tr> <tr><td>3</td><td>0.955</td><td>22/21</td></tr> <tr><td>4</td><td>0.783</td><td>23/18</td></tr> <tr><td>5</td><td>0.667</td><td>24/16</td></tr> <tr><td>6</td><td>0.583</td><td>24/14</td></tr> <tr><td>Rev</td><td>2.143</td><td>30/21/14</td></tr> <tr><td>Const.</td><td>-</td><td>-</td></tr> </tbody> </table>	Gear	Ratio	Teeth	1	1.800	15/27	2	1.263	19/24	3	0.955	22/21	4	0.783	23/18	5	0.667	24/16	6	0.583	24/14	Rev	2.143	30/21/14	Const.	-	-
Gear	Ratio	Teeth																											
1	1.800	15/27																											
2	1.263	19/24																											
3	0.955	22/21																											
4	0.783	23/18																											
5	0.667	24/16																											
6	0.583	24/14																											
Rev	2.143	30/21/14																											
Const.	-	-																											
13	103	External counter and sensor bracket for transmission control Photo 95 - 7																											

Marque FORD Modele ESCORT RS COSWORTH  
 Make FORD Model ESCORT RS COSWORTH

No Homol A 5466

No Ext. 14/10 VO

Page ou Ext. Page or Ext.	Art Art	Description Description
12	602	Alternative hydraulic clutch release mechanism with controlled servo assistance. Photo 95 - 8
14	604	Control equipment for variable function limited slip differentials. Electronics may be housed in one or more modules. Photo 95 - 9
15	701	Front upright assembly (Knuckle), front suspension, interchangeable as an assembly with standard components, incorporating revised high capacity bearings. Caliper mounting boss variable depending on disc and caliper used. Material may be Aluminium or Magnesium alloy type 95/3 Photo 95 - 10 with alternative bearing type 95/4 Photo 95 - 11
15	701	Revised rear suspension arm. Incorporating large capacity bearings. Material can be Aluminium or Magnesium alloy, complete with upper dirt protection plate. Photo 95 - 12
15	701	Steering arm, produces same ratio as standard Type RAS 29 Photo 95 - 13
15	705	Additional rear suspension bump stop assembly, external from rear damper Photo 95 - 14
16	803	Brake caliper bell (disc to hub connector), thickness, diameter, and offset variable to suit disc used Photo 95 - 15
17	803	Water tank for Brake and/or Damper cooling and/or Engine injection spray , Max volume of tank = 14 Litres Photo 95 - 16 Max volume of tank = 26 Litres Photo 95 - 17

Fédération Internationale  
 de l'Automobile (FIA)

100, rue de Valenciennes  
 75013 PARIS  
 Tél : 42.51.01.11 Fax : 47.42.87.31  
 SIRET : 784 354 123 00026 - APE 813 E

Marque FORD  
Make

Modèle ESCORT RS COSWORTH  
Model

Homologation No

A 5466

Extension No

14/10V0

PHOTO No 95-7




PHOTO No 95-8




PHOTO No 95-9




PHOTO No 95-10




PHOTO No 95-11

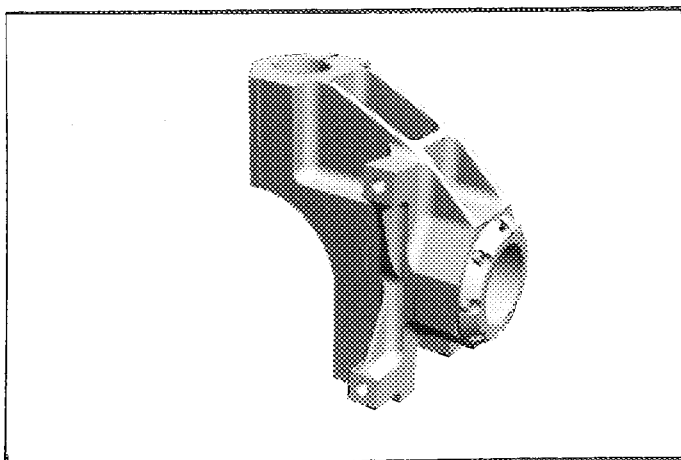



PHOTO No 95-12



**Fédération Internationale  
de l'Automobile (Sport)**

8, place de la Concorde

75008 PARIS

Tél. : 42.65.99.51 - Fax : 47.42.87.31

SIRET : 784 354 128 00026 - APE 813 E

Marque FORD  
Make \_\_\_\_\_

Modèle ESCORT RS COSWORTH  
Model \_\_\_\_\_

Homologation No

A 5466

Extension No

14/10V0

PHOTO No 95-13




PHOTO No 95-14




PHOTO No 95-15




PHOTO No 95-16




PHOTO No 95-17





PHOTO No




**Fédération Internationale  
de l'Automobile (Sport)**

8, place de la Concorde

75008 PARIS

Tél. : 42.65.99.51 - Fax : 47.42.87.31  
SIRET : 784 354 128 00026 - APE 813 E



FEDERATION INTERNATIONALE  
DE L'AUTOMOBILE

Homologation No

A-5466

Groupe  
Group

~~A/B/N/T/T~~ / ~~Supertourisme~~  
~~Supertouring~~

Extension No

15/11V0

FICHE D'EXTENSION D'HOMOLOGATION  
FORM OF HOMOLOGATION EXTENSION

- ES Evolution sportive du type / Sporting evolution of the
- ET Evolution normale du type / Normal evolution of the
- VF Variante de fourniture / Supply variant
- VO Variante option / Option variant
- ER Erratum / Erratum

Véhicule: Constructeur  
Vehicle: Manufactureur

FORD

Modèle et type  
Model and type

ESCORT RS COSWORTH

Homologation valable à partir du 1 July 1995  
Homologation valid as from

Page ou ext. Page or ext.	Article Article	Description Description
12	602	Combined clutch and differential hydraulic servo assistance and electronic control. Electronic control modules may vary. Volume of oil tank = 1.8 litres max. Photo 95 - 18
14	605	Final drive reduction gear (built into gearbox) Ratio = 1.611 Teeth = 29:18
15	701	Front upright assembly, incorporating high capacity bearings, spindle and wheel mounting flange. Caliper mounting bosses variable depending on brake specification. Casting in Aluminium or Magnesium alloy Photo 95 - 19
15	701	Adjustable top mount for front suspension. Rotational axis remains within 20mm of production position at all times. Photo 95 - 20
17	803	Water tank for Brake and/or damper cooling type A vol = 11 litres max Photo 95 - 21 type B vol = 11 litres max Photo 95 - 22

FEDERATION INTERNATIONALE  
DE L'AUTOMOBILE

8, place de la Concorde, 75008 Paris

Services Administratifs :

\* bis, rue Boissy d'Anglas, 75008 Paris

Page \_\_\_\_\_

Marque  
Make

**FORD**

Modèle  
Model

**ESCORT RS COSWORTH**

Homologation No

**A-5466**

**15/11V0**

PHOTO No 95-18



PHOTO No 95-19




PHOTO No 95-20




PHOTO No 95-21




PHOTO No 95-22





PHOTO No 95-23

**FEDERATION INTERNATIONALE  
DE L'AUTOMOBILE**

8, place de la Concorde, 75008 Paris

Services Administratifs :

3 bis rue Boissy d'Anglas, 75008 Paris



FEDERATION INTERNATIONALE  
DE L'AUTOMOBILE

Homologation No

A 5466

Groupe  
Group

A

Extension No

16 / 12 VO

FICHE D'EXTENSION D'HOMOLOGATION  
FORM OF HOMOLOGATION EXTENSION

- ES Evolution sportive du type / Sporting evolution of the
- ET Evolution normale du type / Normal evolution of the
- VF Variante de fourniture / Supply variant
- VO Variante option / Option variant
- ER Erratum / Erratum

Véhicule: Constructeur  
Vehicle: Manufactureur

FORD

Modèle et type  
Model and type

ESCORT RS COSWORTH

Homologation valable à partir du  
Homologation valid as from

1 OCTOBER 1995

Page ou ext. Page or ext.	Article Article	Description Description
15	701	Front upright assembly, to incorporate high capacity bearings, spindle and wheel mounting flange. Caliper mounting bosses variable depending on brake specification. Casting in Aluminium or Magnesium alloy. May be machined to accept caliper mounting adaptor. Photo 95 - 24 Optional adaptor bracket, Brake caliper mounting to suspension upright. Photo 95 - 25
15	701	Bracket, compression strut mounting to chassis, remains within 20mm of original pivot position. May be bolted and/or welded to chassis. Photo 95 - 26
15	701	Steering arm. Photo 95 - 27
17	804	Outer steering rack joint. Photo 95 - 28

FEDERATION INTERNATIONALE  
DE L'AUTOMOBILE

8, place de la Concorde, 75008 Paris  
Services Administratifs :

8 bis, rue Boissy d'Anglas, 75008 Paris

Page



Marque **FORD**  
Make

Modèle **ESCORT RS COSWORTH**  
Model

Homologation No

**A 5466**

**16 / 12 V0**

PHOTO No 95 - 24




PHOTO No 95 - 25




PHOTO No 95 - 26




PHOTO No 95 - 27




PHOTO No 95 - 28





PHOTO No




**FEDERATION INTERNATIONALE  
DE L'AUTOMOBILE**

8, place de la Concorde, 75008 Paris

Services Administratifs :

8 bis, rue Boissy d'Anglas, 75008 Paris



FEDERATION INTERNATIONALE  
DU SPORT AUTOMOBILE

Homologation No

A 5466

Groupe  
Group **A**

Extension No

17/13 VO

FICHE D'EXTENSION D'HOMOLOGATION  
FORM OF HOMOLOGATION EXTENSION

- ES Evolution sportive du type / Sporting evolution of the type
- ET Evolution normale du type / Normal evolution of the type
- VF Variante de fourniture / Supply variant
- VO Variante option / Option variant
- ER Erratum / Erratum

Véhicule: Constructeur **FORD** Modèle et type **ESCORT RS COSWORTH**  
Vehicle: Manufactureur \_\_\_\_\_ Model and type \_\_\_\_\_

Homologation valable à partir du **1 APRIL 1996**  
Homologation valid as from \_\_\_\_\_

Page ou ext. Page or ext.	Article Article	Description Description
14	606	Transmission shaft, Front - one piece. Shaft length variable to suit different axles. Photo 96 - 01
15	701	Front cross member, suspension pick up points within 20mm of production position Photo 96 - 02
15	701	Rear suspension crossmember, attached to chassis in same position as standard unit. Suspension pick up points within 20mm of production position Photo 96 - 03
15	701	Rear suspension arm, high capacity bearing package and wheel drive assy. Arm Photo 96 - 04 Bearing package Photo 96 - 05

(C) FISA FC 1990 - 010011810190

FEDERATION INTERNATIONALE  
DE L'AUTOMOBILE

8, place de la Concorde, 75008 Paris  
Services Administratifs :  
8 bis, rue Boissy d'Anglas, 75008 Paris

Page \_\_\_\_\_

Marque  
Make

FORD

Modele  
Model

ESCORT RS COSWORTH

No Homol A 5466

No Ext. **17/15 VO**

Page ou Ext. Page or Ext.	Art Art	Description Description
17	803	Water tank reservoir for Brake and/or Damper and/or Engine injection system. Volume of Both tanks = 20 litres Photo 96 - 06 Photo 96 - 07
17	804	Hydraulic pump for power steering and/or other high pressure hydraulic requirements Photo 96 - 08 Remote accumulator and control valves for hydraulic equipment Photo 96 - 09 & 10
17	804	Reservoir for hydraulic pump, max total volume = 2.1 Litres. Photo 96 - 11

FEDERATION INTERNATIONALE  
DE L'AUTOMOBILE

8, place de la Concorde, 75008 Paris

Services Administratifs : Page \_\_\_\_\_

8 bis, rue Boissy d'Anglas, 75008 Paris

Marque **FORD**  
Make

Modèle **ESCORT RS COSWORTH**  
Model

Homologation No  
**A 5466**

Extension No  
**17/13 V0**

PHOTO No 96-01




PHOTO No 96-02




PHOTO No 96-03




PHOTO No 96-04




PHOTO No 96-05





PHOTO No 96-06



Marque **FORD**  
Make

Modèle **ESCORT RS COSWORTH**  
Model

Homologation No

**A 5466**

Extension No

**17/13 V0**

PHOTO No 96-07




PHOTO No 96-08




PHOTO No 96-09




PHOTO No 96-10




PHOTO No 96-11





PHOTO No 96-12




**FEDERATION INTERNATIONALE  
DE L'AUTOMOBILE**

8, place de la Concorde, 75008 Paris

Services Administratifs :

9 bis, rue Boissy d'Anglas, 75008 Paris



FEDERATION INTERNATIONALE  
DU SPORT AUTOMOBILE

Homologation No

A 5466

Groupe  
Group **A**

Extension No

18/14 VO

FICHE D'EXTENSION D'HOMOLOGATION  
FORM OF HOMOLOGATION EXTENSION

- ES Evolution sportive du type / Sporting evolution of the type
- ET Evolution normale du type / Normal evolution of the type
- VF Variante de fourniture / Supply variant
- VO Variante option / Option variant
- ER Erratum / Erratum

Véhicule: Constructeur FORD Modèle et type ESCORT RS COSWORTH  
Vehicle: Manufactureur FORD Model and type ESCORT RS COSWORTH

Homologation valable à partir du 1 JULY 1996  
Homologation valid as from 1 JULY 1996

Page ou ext. Page or ext.	Article Article	Description Description
12	603	Revised opening in chassis for gearchange lever Photo 96 - 12
14	605	Front differential unit, with ability to contain active differential. Photo 96 - 13
14	606	Drive shaft assembly, front axle, shaft length variable to accomodate alternative suspension Photo 96 - 14
15	701	Front upright assembly, front suspension, to incorporate heavy duty bearings, and axle shaft components. Caliper mounting boss variable depending on caliper and disc size used. Photo 96 - 15

FEDERATION INTERNATIONALE  
DE L'AUTOMOBILE

8, place de la Concorde, 75008 Paris  
Services Administratifs :  
8 bis, rue Boissy d'Anglas, 75008 Paris

Marque                    Modele  
Make            FORD            Model            ESCORT RS COSWORTH

No Homol A 5466

No Ext. 18/14 VO

Page ou Ext. Page or Ext.	Art Art	Description Description
15	701	Steering arm, produces same ratio as standard. Photo 96 - 16
18	901	Seat supports Photo 96 - 17
18	901	Seat belt anchorage tube. Can be used on Drivers and Co-drivers side. Photo 96 - 18

**FEDERATION INTERNATIONALE  
DE L'AUTOMOBILE**

8, place de la Concorde, 75008 Paris

Services Administratifs :

9 bis rue Boissy d'Anglas, 75008 Paris

Page \_\_\_\_\_

Marque **FORD**  
Make

Modèle **ESCORT RS COSWORTH**  
Model

Homologation No

**A 5466**

Extension No

**18 / 14 V0**

PHOTO No 96 - 12




PHOTO No 96 - 13




PHOTO No 96 - 14




PHOTO No 96 - 15




PHOTO No 96 - 16





PHOTO No 96 - 17





Marque FORD  
Make

Modèle ESCORT RS COSWORTH  
Model

Homologation No  
**A 5466**

Extension No  
**18 / 14 V0**

PHOTO No 96 - 18




PHOTO No




PHOTO No




PHOTO No




PHOTO No






PHOTO No



**FEDERATION INTERNATIONALE  
DE L'AUTOMOBILE**  
8, place de la Concorde, 75008 Paris  
Services Administratifs :  
8 bis, rue Boissy d'Anglas, 75008 Paris



FEDERATION INTERNATIONALE  
DE L'AUTOMOBILE

Homologation No

A5466

Groupe A  
Group

Extension No

19/15 VO

FICHE D'EXTENSION D'HOMOLOGATION  
FORM OF HOMOLOGATION EXTENSION

- ES Evolution sportive du type / Sporting evolution of the
- ET Evolution normale du type / Normal evolution of the
- VF Variante de fourniture / Supply variant
- VO Variante option / Option variant
- ER Erratum / Erratum

Véhicule: Constructeur FORD Modèle et type ESCORT RS COSWORTH  
Vehicle: Manufactureur Model and type

Homologation valable à partir du 1 OCTOBER 1996  
Homologation valid as from

Page ou ext. Page or ext.	Article Article	Description Description
15	701	Rear suspension crossmember, attached to main chassis in same position as standard unit. Suspension pick up points within 20mm of production car Photo 96 - 19
16	803	Alternative brake caliper (front and/or rear). Calipers identical except for internal machining, and mounting boss position. Supplier: Brembo Photo 96 - 20
	803e	N° of cylinders 4
	803e1	Cylinder bore mm 28 to 52
	803g1	N° of pads 2
	803g2	N° of calipers 1
	803g3	Caliper material alloy
	803g8	Pad length ± 1.5mm 85 to 150 ( N.B. If this caliper is used on the axle with a hand brake, then a second hand brake caliper may be required)
	803	Adaptor for mounting caliper to none radial mount wheel upright assembly. May incorporate a spacer to suit all disc diameters homologated. Photo 96 - 21
18	901	Seat supports. variation on main seat support, and illustrates the optional fore and aft adjustment rails used as required. Photo 96 - 22 & 23

FEDERATION INTERNATIONALE  
DE L'AUTOMOBILE

8, place de la Concorde, 75008 Paris  
Services Administratifs :  
8 bis, rue Boissy d'Anglas, 75008 Paris

Page \_\_\_\_\_

Marque **FORD**  
Make

Modèle **ESCORT RS COSWORTH**  
Model

Homologation No

**A5466**

Extension No

**19/15 V0**

PHOTO No 96 - 19




PHOTO No 96 - 20




PHOTO No 96 - 21




PHOTO No 96 - 22




PHOTO No 96 - 23





PHOTO No 19 - 24




**FEDERATION INTERNATIONALE  
DE L'AUTOMOBILE**

8, place de la Concorde, 75008 Paris

Services Administratifs :

8 bis, rue Boissy d'Anglas, 75008 Paris



# FEDERATION INTERNATIONALE DE L' AUTOMOBILE

Homologation No

A-5466

Groupe **A**  
Group

Extension No

20/01WR

## FICHE D'EXTENSION D'HOMOLOGATION FORM FOR HOMOLOGATION EXTENSION

WR Variante "World Rally Car" / World Rally Car Variant


Homologation valable à partir du  
Homologation valid as from

**01 JAN. 1997**

A) Voiture vue de 3/4 avant  
Car seen from 3/4 front



B) Voiture vue de 3/4 arrière  
Car seen from 3/4 rear



### 1. GENERALITES / GENERAL

102. Dénomination(s) commerciale(s) - Modèle et type ESCORT  
Commercial name(s) - Model and type

103. Cylindrée 1973.4 cm<sup>3</sup>  
Cylinder capacity

### 2. DIMENSIONS, POIDS / DIMENSIONS, WEIGHT

203. Largeur hors-tout 1770 mm MAX.  
Overall width

Endroit de mesure At all locations (excluding wheel/tyres and exterior wing mirrors)  
Where measured

204. Largeur de carrosserie 1770 mm MAX.  
Width of bodywork  
a) A la hauteur de l'axe avant  
At front axle  
b) A la hauteur de l'axe arrière  
At rear axle 1770 mm MAX.

Marque FORD  
Make

Modèle ESCORT RS COSWORTH  
Model

Homologation No


A-5466

Extension No


20/01WR

### 3. MOTEUR / ENGINE


C) Profil droit du moteur déposé  
Right hand view of dismantled engine



D) Profil gauche du moteur déposé  
Left hand view of dismantled engine



E) Moteur dans son compartiment  
Engine in its compartment



#### 334. Suralimentation Turbocharging

a) Marque et type du turbocompresseur IHI RX6 E2  
Make and type of the turbocharger

b) Carter de turbine :  
Turbine housing :

b1) Nombre d'entrées des gaz d'échappement 1  
Number of exhaust gas entries

b2) Matériau NICKLE/FERROUS ALLOY  
Material

Marque FORD  
Make \_\_\_\_\_

Modèle ESCORT RS COSWORTH  
Model \_\_\_\_\_

Homologation No  
A-5466

Extension No  
20/01WR

c) Roue de turbine :  
Turbine wheel :

c1) Matériau HIGH TEMP NICKLE FERROUS ALLOY  
Material \_\_\_\_\_

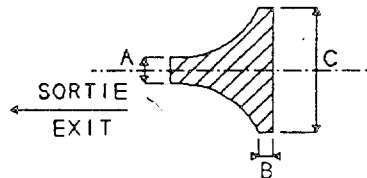
c2) Nombre d'aubes 11 c3) Hauteur(s) des aubes 17.1 +/- 0.5 mm  
Number of blades \_\_\_\_\_ Height(s) of blades \_\_\_\_\_

c4) Cotes A, B, C, selon le schéma suivant  
Dimensions A, B, C, according to the following sketch

A = 52.4 +/- 0.4 mm

B = 9.7 +/- 0.5 mm

C = 62.0 +/- 0.3 mm



d) Carter de compression :  
Impeller housing :

d1) Nombre d'entrées d'air (mélange) 1  
Number of air entries (gas) \_\_\_\_\_

d2) Matériau ALUMINIUM ALLOY  
Material \_\_\_\_\_

e) Roue de compression :  
Impeller wheel :

e1) Matériau ALUMINIUM ALLOY  
Material \_\_\_\_\_

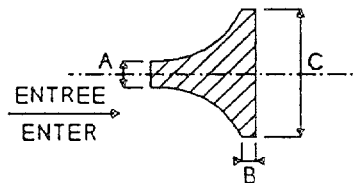
e2) Nombre d'aubes 12 e3) Hauteur(s) des aubes 13.5 +/- 0.5 mm  
Number of blades \_\_\_\_\_ Height(s) of blades \_\_\_\_\_

e4) Cotes A, B, C, selon le schéma suivant  
Dimensions A, B, C, according to the following sketch

A = 42.4 +/- 0.4 mm

B = 3.74 +/- 0.5 mm

C = 69.0 +/- 0.4 mm



f) Régulation de la pression :  
Pressure regulation :

f1) Type de régulation de la pression:  by-pass  soupape de décharge relief valve  autre cas other case  
Type of pressure adjustment: \_\_\_\_\_

f2) Type de la soupape SWING DISC VALVE  
Type of the valve \_\_\_\_\_

Marque **FORD**  
Make \_\_\_\_\_

Modèle **ESCORT RS COSWORTH**  
Model \_\_\_\_\_

Homologation No  
**A-5466**

Extension No  
**20/01WR**

**g) Système d'échappement :**  
Exhaust system :

**g1) Dimensions intérieures de(s) éventuel(s) tuyau(x) d'échappement entre collecteur d'échappement et turbocompresseur**  
Internal dimensions of the possible exhaust pipe(s) between exhaust manifold and turbocharger

\_\_\_\_\_  
**N/A**  
\_\_\_\_\_

**h) Refroidissement de l'air d'admission :**  
Cooling of intake air :

**h1)**  oui /  non  
yes / no

**h2) Système**  air/air  air/eau  simple-passe  double-passe  
**System** air/air air/water single-flow double-flow



**Capacité en eau** \_\_\_\_\_ l  
**Water capacity** \_\_\_\_\_

**h3) Diamètre de l'entrée d'air** 54.0 ± 2mm I.D.  
**Air inlet diameter**

**h4) Diamètre de la sortie d'air** 54.0 ± 2mm I.D.  
**Air outlet diameter**

**h5) Volume de faisceau échangeur (air/air)** 9.0 dm<sup>3</sup> **MAX.**  
**Volume of the interchanger core (air/air)**

**h6) Volume de faisceau pour la partie intercooler (air/eau)** N/A dm<sup>3</sup>  
**Volume of the interchanger core for the intercooler part (air/water)**

**h7) Volume de faisceau pour la partie radiateur (air/eau)** N/A dm<sup>3</sup>  
**Volume of the interchanger core for the radiator part (air/water)**

**h8) Pulvérisation d'eau sur l'intercooler**  oui /  non  
**Water spraying on the intercooler** yes / no

**Injection d'eau dans le collecteur**  oui /  non  
**Water injection in the manifold** yes / no

**Capacité totale des réservoirs** 42 l  
**Total capacity of tanks**

**E4) Système d'injection / de pulvérisation d'eau complet**  
**Complete water injection + spraying system**

**Emplacement des réservoirs** \_\_\_\_\_  
**Location of the tanks**


**Central - inside car**

**NB: Water injection = 11 l**

**Water spray to intercooler=31 l**

**Tank for water spray may be shared with Brake and/or**


**Damper cooling functions.**




**FEDERATION INTERNATIONALE DE L'AUTOMOBILE**  
8, place de la Concorde, 75008 Paris  
Services Administratifs :  
8 bis rue Boissy d'Anglas, 75008 Paris

**PHOTOS**


K) **Vue de dessus du turbocompresseur**  
Plan view of turbocharger




L) **Vue de face du turbocompresseur**  
Front view of turbocharger




M) **Vue de côté du turbocompresseur**  
Side view of turbocharger




N) **Cartier de turbine du turbocompresseur**  
Turbine housing of turbocharger



O) **Soupape et montage du by-pass du turbocompresseur**  
Valve and by-pass installation of turbocharger



P) **Système d'échappement entre collecteur et turbocompresseur**  
Exhaust system between manifold and turbocharger





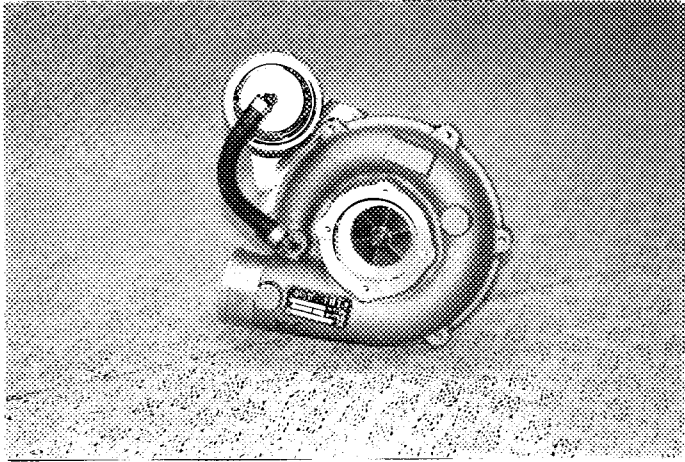
Marque FORD  
Make \_\_\_\_\_

Modèle ESCORT RS COSWORTH  
Model \_\_\_\_\_


Homologation No  
**A-5466**

Extension No  
**20/01WR**


Q) Carter de compresseur du turbocompresseur  
Compressor housing of turbocharger



R) Echangeur intermédiaire déposé  
Intercooler dismounted

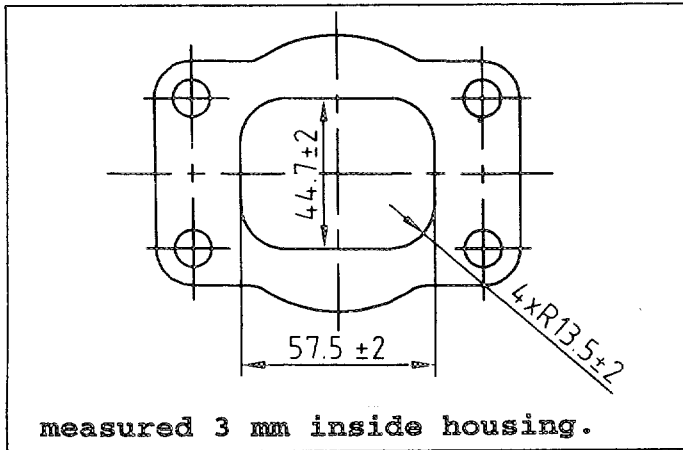


Z) Echangeur intermédiaire monté  
Intercooler mounted

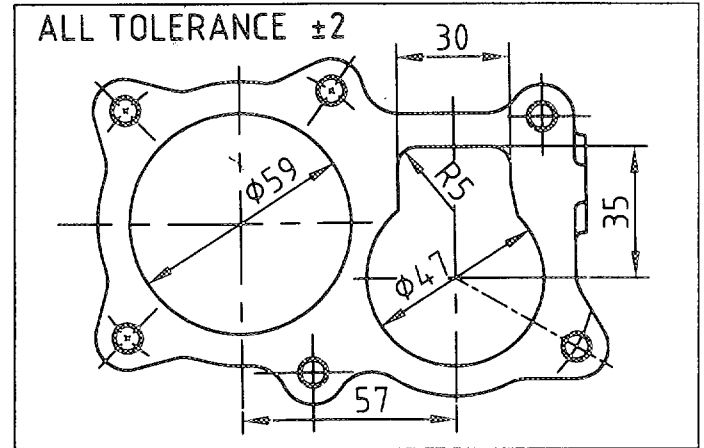


**DESSINS / DRAWINGS**

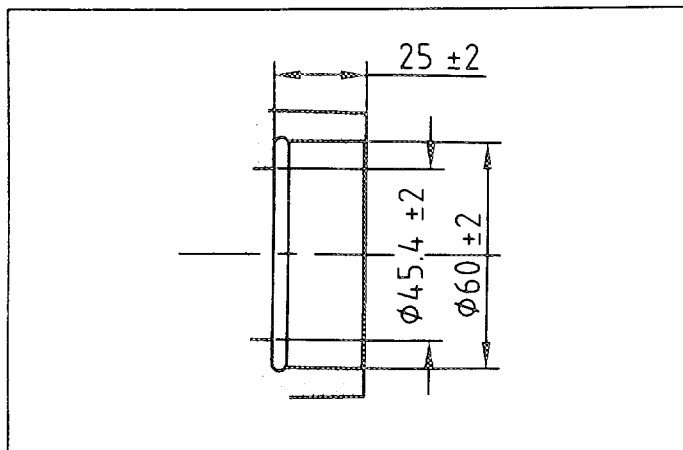
V) Entrée des gaz d'échappement dans turbine de compresseur  
 Exhaust gas inlet to the compressor turbine



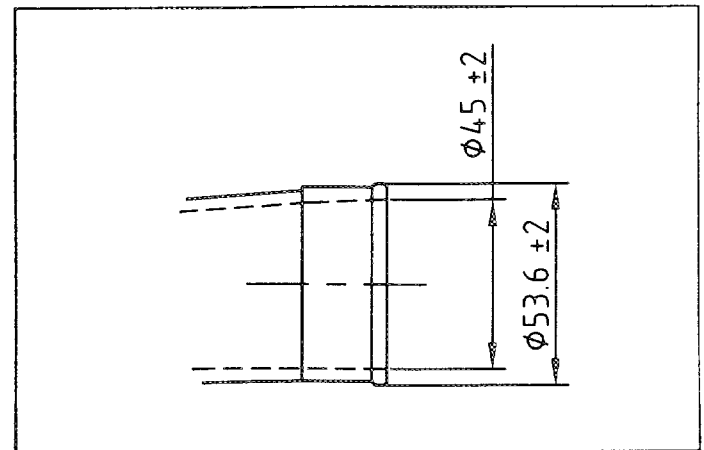
VI) Sortie des gaz d'échappement de turbine de compresseur  
 Exhaust gas outlet from the compressor turbine



VII) Entrée d'air (mélange) dans carter de compresseur  
 Air (gas) inlet to the compressor housing



VIII) Sortie d'air (mélange) du carter de compresseur  
 Air (gas) outlet from the compressor housing



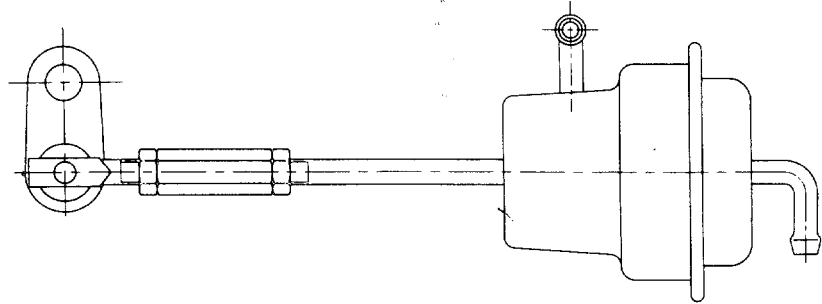
Marque FORD  
Make \_\_\_\_\_

Modèle ESCORT RS COSWORTH  
Model \_\_\_\_\_

Homologation No  
**A-5466**

Extension No  
**20/01WR**

(X) Dispositif réglant la pression de suralimentation  
Device regulating the turbocharger pressure



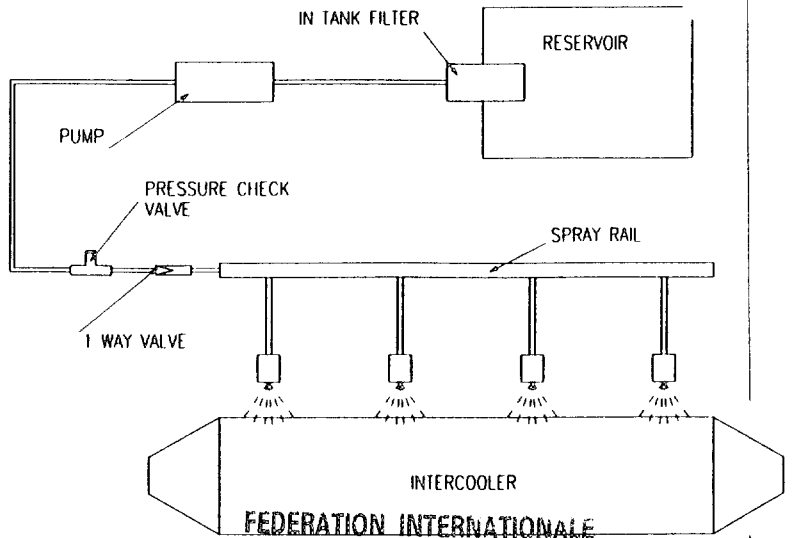

ANGLE OF CONTROL SIGNAL ENTRY  
PIPES VARIABLE

Pression standard \_\_\_\_\_ bar  
Standard pressure \_\_\_\_\_

Procédure de contrôle de la pression  
Procedure for checking the pressure \_\_\_\_\_

As per original car homologation.

(XV) Système de refroidissement de l'intercooler  
Intercooler cooling system



Marque FORD  
Make \_\_\_\_\_

Modèle ESCORT RS COSWORTH  
Model \_\_\_\_\_

Homologation No  
**A-5466**

Extension No  
**20/01WR**

307. Cylindrée 493.34 cm<sup>3</sup> a) Unitaire Unitary  
Cylinder capacity Total 1973.37 cm<sup>3</sup> b) Totale Total

c) Totale max. autorisée 1999.7 cm<sup>3</sup>  
Max. total allowed

313. Chemises : a) 

oui	non
yes	no

  
Sleeves :

c) 

humides	sèches
wet	dry

314. Alésage 90.32 mm  
Bore

315. Alésage maximum autorisé 90.92 mm  
Maximum bore allowed


316. Course 77.0 mm  
Stroke

318. Bielle : b) Type de la tête de bielle SPLIT  
Connecting rod : Big end type

c) Diamètre intérieur de la tête de bielle (sans coussinets) 55 mm  $\pm 0.05$   
Interior diameter of the big end (without shell bearings)

d) Longueur entre axes 136.1 +/- 0.1 mm e) Poids minimum 680 g  
Length between the axes Minimum weight

E1) Bielle vue de 3/4  
Connecting rod seen from 3/4



319. Vilebrequin a) Type de construction As per original car homologation.  
Crankshaft Type of manufacture

c) 

coulé	forgé
cast	forged

e) Type de paliers \_\_\_\_\_  
Type of bearings

f) Diamètre des paliers \_\_\_\_\_  
Diameter of bearings

g) Matériau des chapeaux de paliers \_\_\_\_\_  
Bearing caps material

h) Poids minimum du vilebrequin nu \_\_\_\_\_ g  
Minimum weight of bare crankshaft

© FA - FC - 1996 - 059.01.FB.02.96

FEDERATION INTERNATIONALE  
DE L'AUTOMOBILE  
8, place de la Concorde, 75008 Paris  
Services Administratifs :  
8 bis, rue Boissu d'Angles, 75008 Paris

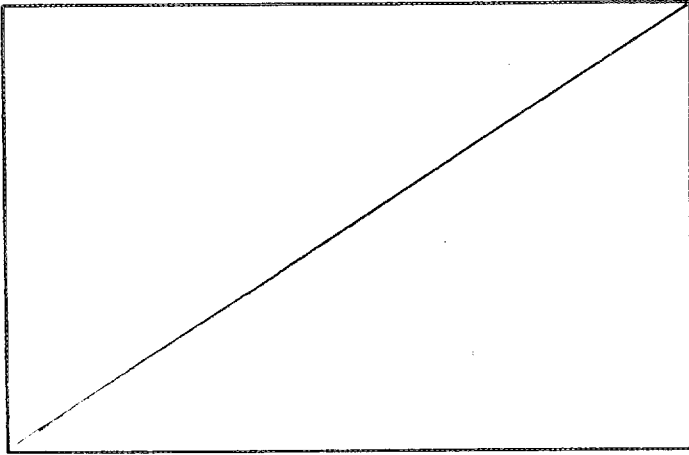
Marque FORD  
Make \_\_\_\_\_

Modèle ESCORT RS COSWORTH  
Model \_\_\_\_\_

Homologation No  
**A-5466**

Extension No  
**20/01WR**


E2) Vilebrequin (avec marquage)  
Crankshaft (with marking)



320. Volant moteur :  
Flywheel :

b) Poids minimum avec couronne de démarreur 4510 g  
Minimum weight with starter ring \_\_\_\_\_

E3) Volant moteur  
Engine flywheel



323. Alimentation par carburateur :  
Fuel feed by carburettor :

a) Nombre de carburateurs \_\_\_\_\_  
Number of carburetors \_\_\_\_\_

b) Type \_\_\_\_\_  
Type \_\_\_\_\_

c) Marque et modèle \_\_\_\_\_  
Make and model \_\_\_\_\_

d) Nombre de passages de gaz par carburateur \_\_\_\_\_  
Number of mixture passages per carburettor \_\_\_\_\_

e) Diamètre maximum de la sortie de gaz du carburateur \_\_\_\_\_ mm  
Maximum diameter of the carburettor mixture exit port \_\_\_\_\_

f) Diamètre du diffuseur au point d'étranglement maximum \_\_\_\_\_ +/- 0.25 mm  
Diameter of the venturi at the narrowest point \_\_\_\_\_

Marque FORD  
Make \_\_\_\_\_

Modèle ESCORT RS COSWORTH  
Model \_\_\_\_\_

Homologation No  
A-5466

Extension No  
20/01WR

324. Alimentation par injection : a) Marque FORD  
Fuel feed by injection : Make \_\_\_\_\_

b) Modèle E.F.I.  
Model \_\_\_\_\_

c) Mode de dosage du carburant : Kind of fuel measurement :  

<input checked="" type="checkbox"/> mécanique mechanical	<input type="checkbox"/> électronique electronic	<input type="checkbox"/> hydraulique hydraulic
---	---	---

d) Dimensions du conduit d'admission au niveau du papillon ou de la guillotine 56 +/- 0.25 mm  
Dimensions of intake pipe at the throttle or slide location

e) Nombre de sorties effectives de carburant 8  
Number of effective fuel outlets

f) Position des injecteurs Position of injectors  
f1) 

<input type="checkbox"/> Collecteur Manifold	<input checked="" type="checkbox"/> Culasse Cylinderhead
---	---

327. Admission : a) Matériau du collecteur ALUMINIUM ALLOY  
Intake : Material of manifold \_\_\_\_\_

b) Nombre d'éléments du collecteur 3  
Number of manifold elements \_\_\_\_\_


d) Diamètre maximum de soupape \_\_\_\_\_ mm  
Maximum diameter of the valve  
e) Diamètre de tige de soupape dans guide +0/-0.2 mm  
Diameter of the valve stem in guide  
f) Longueur de soupape +/- 1.5 mm  
Valve length  
**UNIQUEMENT POUR LES MOTEURS A DEUX SOUPAPES PAR CYLINDRE (UNE D'ADMISSION + UNE D'ECHAPPEMENT)**  
**ONLY FOR ENGINES WITH TWO VALVES PER CYLINDER (ONE FOR INTAKE + ONE FOR EXHAUST)**

o) Injection d'eau dans le collecteur Water injection in the manifold  

<input type="checkbox"/> oui yes	<input checked="" type="checkbox"/> non no
-------------------------------------	---

E5) Système d'injection d'eau complet  
Complete water injection system

Capacité totale des réservoirs \_\_\_\_\_ l  
Total capacity of tanks  
**See page 4, combined water tank**  
Emplacement des réservoirs \_\_\_\_\_  
Location of the tanks



328. Echappement : a) Matériau du collecteur NICKLE FERROUS ALLOY  
Exhaust : Material of manifold \_\_\_\_\_

b) Nombre d'éléments du collecteur 1  
Number of manifold elements \_\_\_\_\_  
c) Dimensions intérieures de sortie collecteur 57.5 x 45.5 ± 2mm  
Internal dimensions of manifold exit

e) Diamètre maximum de soupape \_\_\_\_\_ mm  
Maximum diameter of the valve  
f) Diamètre de tige de soupape dans guide +0/-0.2 mm  
Diameter of the valve stem in guide  
g) Longueur de soupape +/- 1.5 mm  
Valve length  
**UNIQUEMENT POUR LES MOTEURS A DEUX SOUPAPES PAR CYLINDRE (UNE D'ADMISSION + UNE D'ECHAPPEMENT)**  
**ONLY FOR ENGINES WITH TWO VALVES PER CYLINDER (ONE FOR INTAKE + ONE FOR EXHAUST)**

FEDERATION INTERNATIONALE  
DE L'AUTOMOBILE  
8, place de la Concorde, 75008 Paris  
Services Administratifs  
8 bis, rue Boissy d'Anglas, 75008 Paris

Marque FORD  
Make

Modèle ESCORT RS COSWORTH  
Model

Homologation No

A-5466


Extension No

20/01WR


p) Injection d'air dans le collecteur  
Air injection in the manifold

oui	non
yes	no

I) Collecteur d'admission  
Intake manifold



J) Collecteur d'échappement  
Exhaust manifold



g) Capteurs du système d'injection  
Sensors of injection system


Air charge temperature; Engine coolant temperature; Manifold air pressure (x2); Throttle position; Fuel pressure; Crankshaft position & speed(x2); Camshaft position; Knock; Lambda; Ambient air pressure; Ambient air temperature; Turbocharger speed; Exhaust temperature; Fuel temperature; Gear position; Wheel speed; Battery voltage; Post restrictor depression.

h) Actionneurs du système d'injection  
Actuators of injection system

Engine control unit; Fuel injectors (x8); Fuel pressure regulator; Idle speed control; Throttle air bypass; Exhaust air injection; Boost control actuators; Exhaust air injection solenoid; Water injection solenoid.

N.B. These lists contain sensors and actuators previously declared in the basic homologation.

H) Carburateur / Système d'injection  
Carburetor / Injection system



FEDERATION INTERNATIONALE  
DE L'AUTOMOBILE  
8, place de la Concorde, 75008 Paris  
Services Administratifs :  
8 bis, rue Boissy d'Anglas, 75008 Paris

Marque  
Make

FORD

Modèle  
Model

ESCORT RS COSWORTH

Homologation No

A-5466

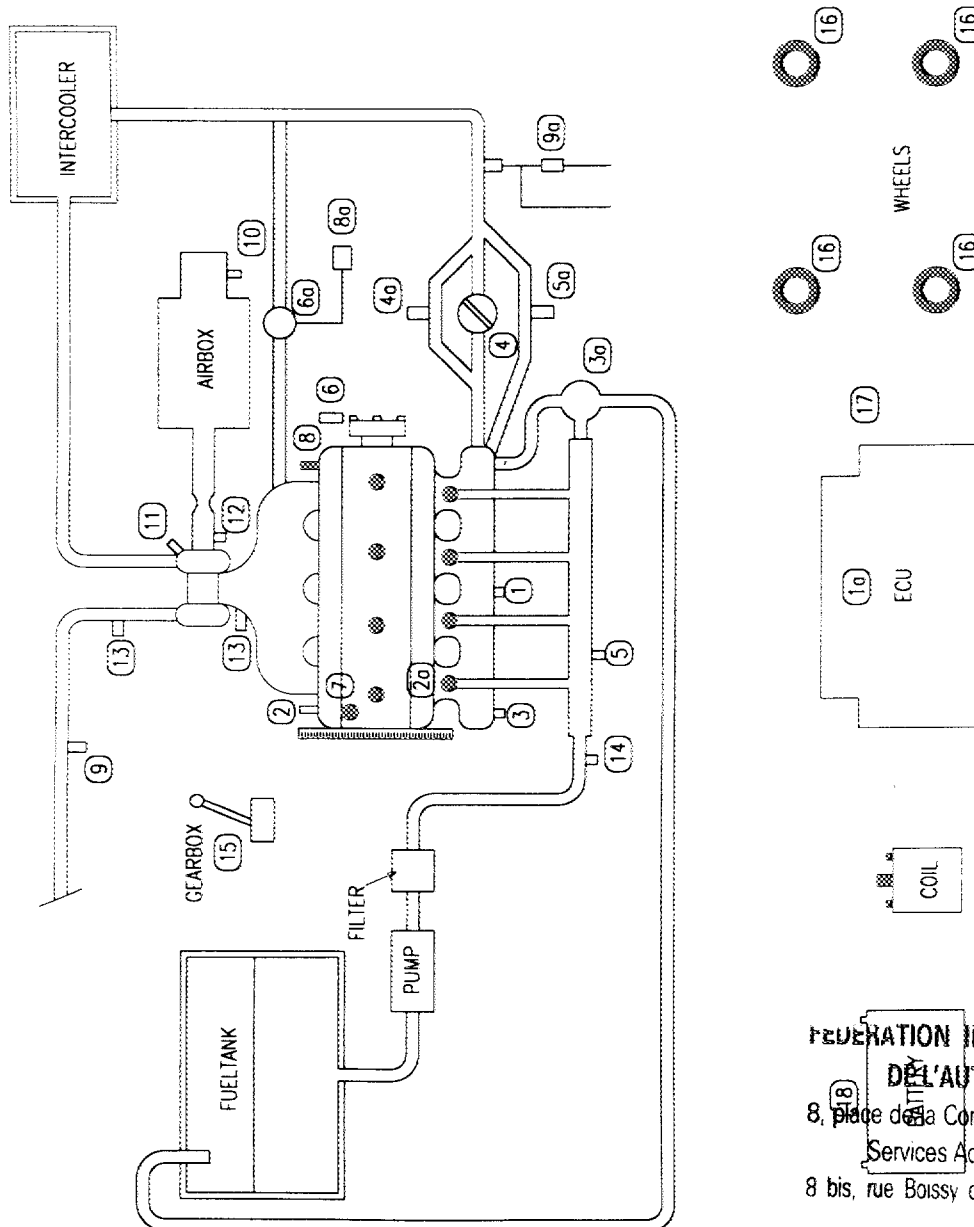
Extension No

20/01WR

XIV) LOCALISATION DES CAPTEURS ET ACTIONNEURS / LOCATION OF SENSORS AND ACTUATORS :

SCHEMATIC DIAGRAM OF ELECTRONIC ENGINE MANAGEMENT SYSTEM

- |                                  |                                    |
|----------------------------------|------------------------------------|
| 1. Air charge temperature        | 10a. E.C.U.                        |
| 2. Engine coolant temperature    | 20a. Injectors                     |
| 3. Manifold air pressure         | 30. Fuel pressure regulator        |
| 4. Throttle position             | 40. Idle speed control             |
| 5. Fuel pressure                 | 50. Throttle air bypass valve      |
| 6. Crank position and speed      | 60. Exhaust air injection valve    |
| 7. Camshaft position             | 70. Boost control actuation valve  |
| 8. Knock                         | 80. Exhaust air injection solenoid |
| 9. Lambda                        | 90. Water injection solenoid       |
| 10. Ambient air temperature      |                                    |
| 11. Turbo speed sensor           |                                    |
| 12. Restrictor depression sensor |                                    |
| 13. Exhaust temperature          |                                    |
| 14. Fuel temperature             |                                    |
| 15. Gear position                |                                    |
| 16. Wheel speed                  |                                    |
| 17. Ambient air pressure         |                                    |
| 18. Battery voltage              |                                    |



FEDERATION INTERNATIONALE  
DE L'AUTOMOBILE  
8, place de la Concorde, 75008 Paris  
Services Administratifs :  
8 bis, rue Boissy d'Anglas, 75008 Paris



Marque  
Make

FORD

Modèle  
Model

ESCORT RS COSWORTH

Homologation No

A-5466

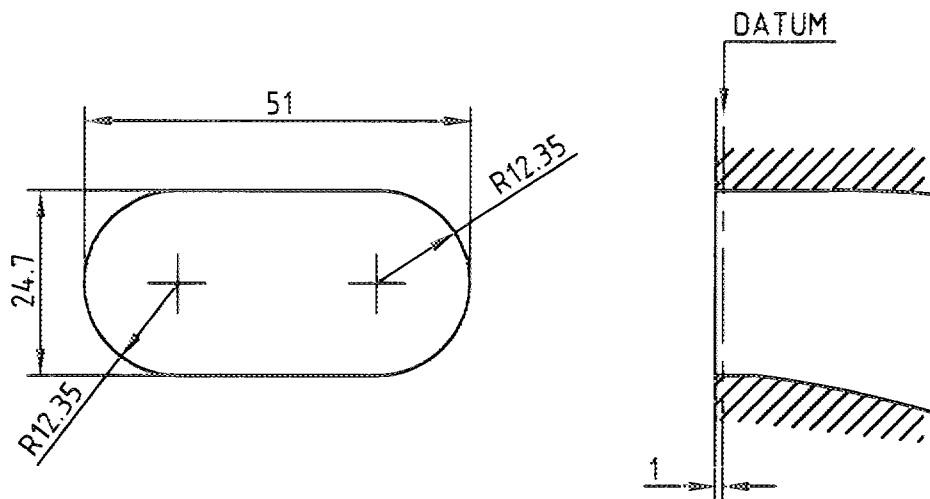
Extension No

20/01WR

Dessins des orifices du moteur - tolérances sur les dimensions : -2%, +4%  
Drawings of engine ports - tolerances on dimensions : -2%, +4%

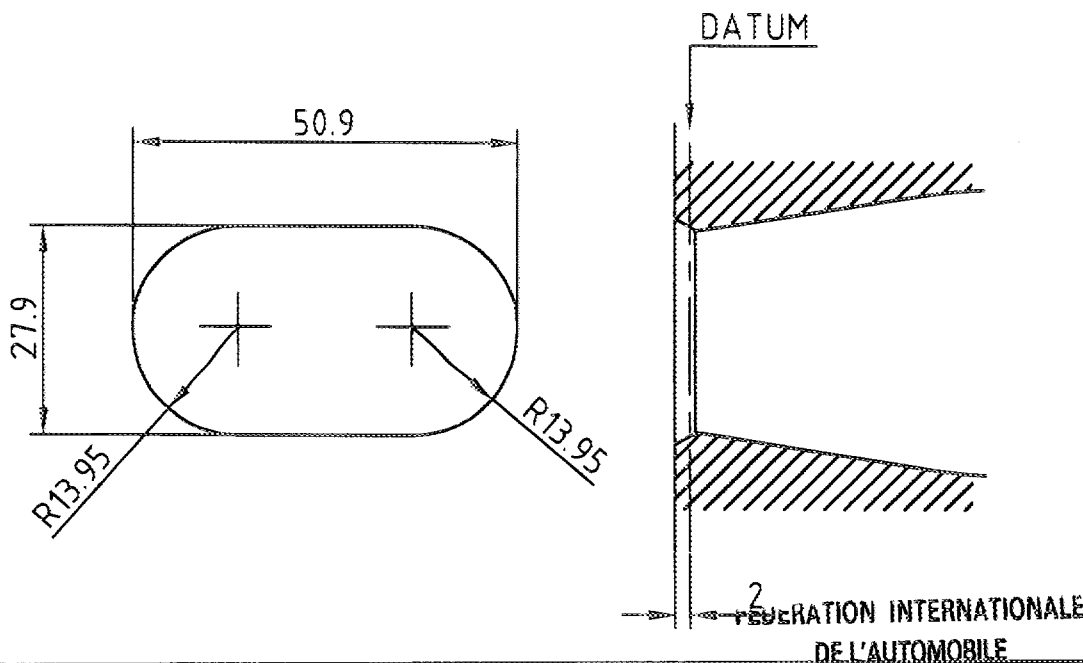
A D M I S S I O N / I N T A K E

II) Collecteur, côté culasse / Manifold, cylinderhead side



E C H A P P E M E N T / E X H A U S T

IV) Collecteur, côté culasse / Manifold, cylinderhead side



Marque FORD  
Make \_\_\_\_\_

Modèle ESCORT RS COSWORTH  
Model \_\_\_\_\_

Homologation No  
**A-5466**

Extension No  
**20/01WR**

### 6. TRANSMISSION / POWER TRAIN

605. Roues motrices : avant  oui  non  
Driven wheels : front yes no

arrière  oui  non  
rear yes no

604. Boîte de transfert / différentiel central : a) Rapports As per original car homologation  
Transfer box / central differential : Ratios

b) Nombres de dents As per original car homologation  
Numbers of teeth

c) Système de commande de boîte de transfert \_\_\_\_\_  
Control system of transfer box

d) Type de différentiel central As per original car homologation plus electronic control  
Type of central differential

605. Couple final  
Final drive

	Avant / Front	Arrière / Rear
a) Type de couple final Type of final drive	As per original car homologation	
b) Rapport Ratio	_____	_____
c) Nombre de dents Number of teeth	_____	_____
e) Type de lubrification Type of lubrication		

606. Arbres : a) Type des arbres longitudinaux As per original car homologation  
Shafts : Type of longitudinal shafts

b) Matériau des arbres longitudinaux \_\_\_\_\_  
Material of longitudinal shafts

c) Type des demi-arbres transversaux \_\_\_\_\_  
Type of transversal half-shafts

d) Matériau des demi-arbres transversaux \_\_\_\_\_  
Material of transversal half-shafts

### XII) CHAÎNE CINÉMATIQUE (4 roues motrices) / KINEMATIC TRAIN (4 wheel drive) :

As per original car homologation

FEDERATION INTERNATIONALE  
DE L'AUTOMOBILE  
8, place de la Concorde, 75008 Paris  
Services Administratifs :  
8 bis, rue Boissy d'Anglas, 75008 Paris

Marque FORD  
Make

Modèle ESCORT RS COSWORTH  
Model

Homologation No

A-5466

Extension No

20/01WR

## 7. SUSPENSION / SUSPENSION

701. Généralités  
General

Arrière / Rear	
McPherson Strut	
oui yes	non no
oui yes	non no
oui yes	non no

a) Type de suspension  
Type of suspension

702. Ressorts hélicoïdaux  
Helicoïdal springs

oui yes	non no
------------	-----------

703. Ressorts à lames  
Leaf springs

oui yes	non no
------------	-----------

704. Barres de torsion  
Torsion bars

oui yes	non no
------------	-----------

705. Autre type de suspension :  
Other type of suspension :

*Voir description sur fiche additionnelle*  
*See description on additional form*

707. Amortisseurs :  
Shock absorbers :


Arrière / Rear	
1	
TELESCOPIC	
HYDRAULIC	

a) Nombre par roue  
Number per wheel

b) Type  
Type

c) Principe de fonctionnement  
Principle of operation

U) Train arrière complet déposé  
Complete dismantled rear axle



FEDERATION INTERNATIONALE  
DE L'AUTOMOBILE  
8, place de la Concorde, 75008 Paris  
Services Administratifs :  
8 bis, rue Boissy d'Anglas, 75008 Paris

Marque **FORD**  
Make

Modèle **ESCORT RS COSWORTH**  
Model

Homologation No

**A-5466**

Extension No

**20/01WR**

### 8. TRAIN ROULANT / RUNNING GEAR

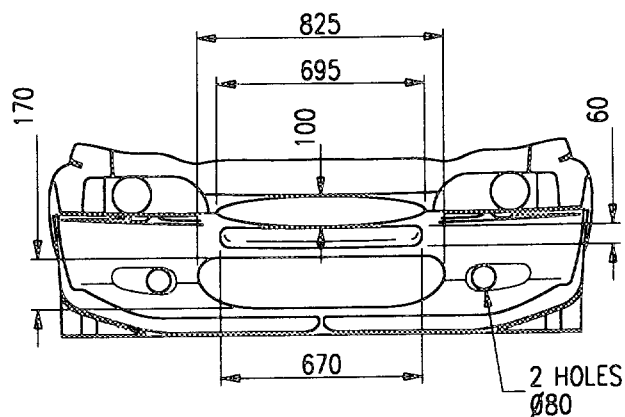

801. Roues :  
Wheels :

	Avant / Front	Arrière / Rear
a) Diamètre Diameter	<u>18</u> " <u>457</u> mm	<u>18</u> " <u>457</u> mm

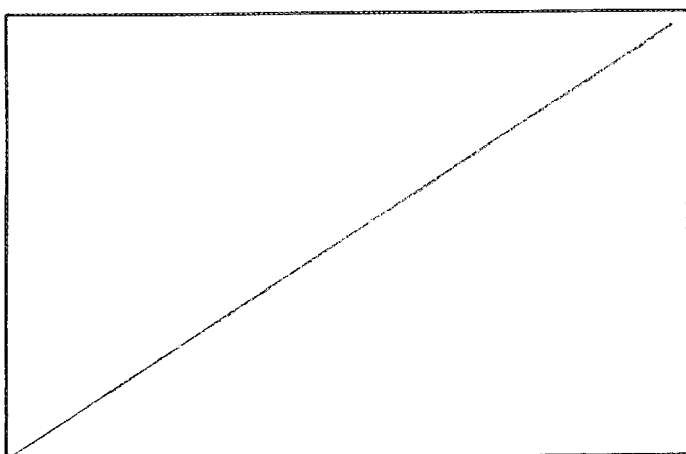
MAXIMUM NOMINAL RIM SIZE

### 9. CARROSSERIE / BODYWORK

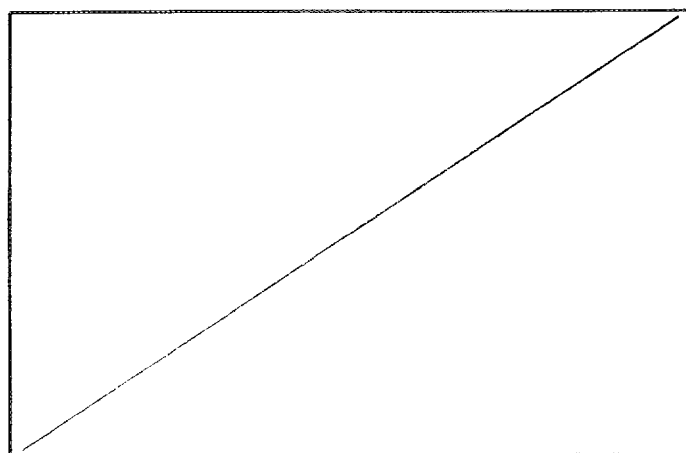
XVI) DISPOSITIF AERODYNAMIQUE AVANT VU DE FACE AVEC DIMENSIONS DES OUVERTURES :  
FRONT AERODYNAMIC DEVICE SEEN FROM THE FRONT WITH DIMENSIONS OF OPENINGS:





A1) Ouverture dans le capot moteur avec dimensions  
Opening in engine bonnet with dimensions




A2) Pare-chocs arrière / Bouclier arrière  
Rear bumper




**XVII) DISPOSITIF AERODYNAMIQUE ARRIERE VU DE COTE ET VU DE DESSUS :  
REAR AERODYNAMIC DEVICE SEEN FROM ABOVE AND IN SIDE VIEW:**



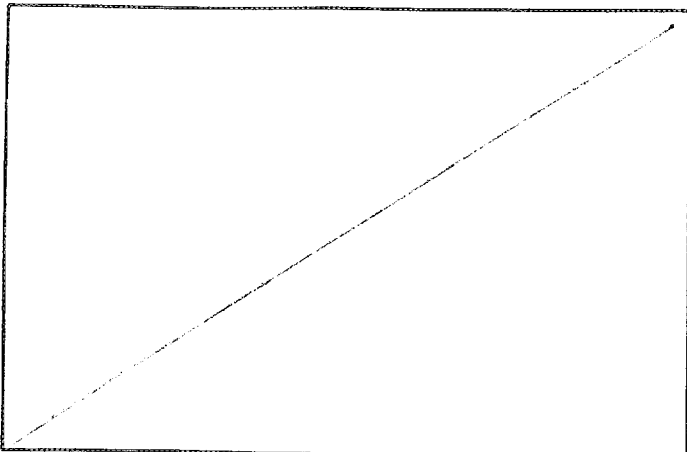
A3) Aile avant  
Front wing




A4) Passage de roue avant avec les pièces montées  
Front wheel arch with assembled parts



A5) Pièces démontées du passage de roue avant  
Front wheel arch dismantled parts



A6) Aile arrière  
Rear wing




FA - FC - 1936 - 069.01.FI.02.96

FEDERATION INTERNATIONALE  
DE RACING

8, place de la Concorde, 75008 Paris  
Services Administratifs

8 bis, rue Henri d'Angoulême, 75008 Paris





FEDERATION INTERNATIONALE  
DE L'AUTOMOBILE

Homologation No

A-5466

Groupe  
Group A

Extension No

21/16 VO

FICHE D'EXTENSION D'HOMOLOGATION  
FORM OF HOMOLOGATION EXTENSION

- ES Evolution sportive du type / Sporting evolution of the
- ET Evolution normale du type / Normal evolution of the
- VF Variante de fourniture / Supply variant

- VO Variante option / Option variant
- ER Erratum / Erratum

Véhicule: Constructeur  
Vehicle: Manufactureur

FORD

Modèle et type  
Model and type

ESCORT RS COSWORTH

Homologation valable à partir du  
Homologation valid as from

01 JAN. 1997

Valid only for World Rally Car

Page ou ext. Page or ext.	Article Article	Description Description	
12	603	Revised aperture for gearbox control	Photo 97 - 03
14	606	Constant Velocity Joint for drive shaft	Photo 97 - 04
15	701	Damper heating kit for cold climates	Photo 97 - 05
15	701	Rear steer arm, rear suspension - World rally car only. May be spaced vertically by 20mm from position shown	
		Type 1	Photo 97 - 06
		Type 2	Photo 97 - 07
15	701	Compression strut bracket, attaches to chassis in standard position.	Photo 97 - 08

*[Signature]*  
FEDERATION INTERNATIONALE  
DE L'AUTOMOBILE

8, place de la Concorde, 75008 Paris  
Services Administratifs ;  
8 bis rue Boissy d'Anglas, 75008 Paris

Page \_\_\_\_\_

Marque  
Make

Ford

Modèle  
Model

Escort R.S. Cosworth

Homologation No.  
A 5466

Extension No.

**21/16V0**

Page ou ext.	Article	Description
Page or ext.	Article	Description
15	701	Different length radius / toe links for rear suspension Photo 97 - 09
15	701	Adapter bracket for strut mounting Photo 97 - 10
17	803	Increased capacity water tank for water injection & spray, plus brake and other cooling functions. Total capacity = 60 litres Photo 97 - 11
17	804	Power assist steering and other hydraulic systems pump unit Photo 97 - 12
18	901	Alternative roof vent for ventilation, mounted centrally on front of roof. Photo 97 - 13

**FEDERATION INTERNATIONALE  
DE L'AUTOMOBILE**

8, place de la Concorde, 75008 Paris

Services Administratifs :

1, rue de la Chapelle, 75009 Paris



Marque **FORD**  
Make

Modèle **ESCORT RS COSWORTH**  
Model

Homologation No  
**A-5466**

Extension No  
**21/16 V0**

PHOTO No 97-03




PHOTO No 97-04




PHOTO No 97-05




PHOTO No 97-06




PHOTO No 97-07





PHOTO No 97-08



**FEDERATION INTERNATIONALE  
DE L'AUTOMOBILE**

8, place de la Concorde, 75008 Paris

Services Administratifs :

8 bis, rue Boissy d'Angas, 75008 Paris

Marque **FORD**  
Make

Modèle **ESCORT RS COSWORTH**  
Model

Homologation No  
**A-5466**

Extension No  
**21/16 V0**

PHOTO No **97-09**




PHOTO No **97-10**




PHOTO No **97-11**




PHOTO No **97-12**




PHOTO No **97-13**





PHOTO No

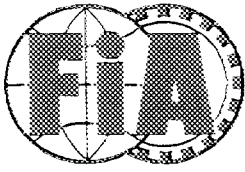


**FEDERATION INTERNATIONALE  
DE L'AUTOMOBILE**

8, place de la Concorde, 75008 Paris

Services Administratifs

8 bis, rue Boissy d'Anglas, 75009 Paris



FEDERATION INTERNATIONALE  
DE L'AUTOMOBILE

Homologation No

A-5466

Groupe  
Group **A**

Extension No

22/17 VO

FICHE D'EXTENSION D'HOMOLOGATION  
FORM OF HOMOLOGATION EXTENSION

- ES Evolution sportive du type / Sporting evolution of the
- ET Evolution normale du type / Normal evolution of the
- VF Variante de fourniture / Supply variant
- VO Variante option / Option variant
- ER Erratum / Erratum

Véhicule: Constructeur  
Vehicle: Manufactureur

**FORD**

Modèle et type  
Model and type

**ESCORT RS COSWORTH**

Homologation valable à partir du  
Homologation valid as from

**1 JULY 1997**

Page ou ext. Page or ext.	Article Article	Description Description
------------------------------	--------------------	----------------------------

12

603

All items are available for Escort RS Cosworth Group A and WRC car unless stated otherwise.

Heavy duty gearbox assembly, complete with interchangeable clutch housing which can incorporate concentric hydraulic clutch release. The assembly may incorporate externally adjustable, variable rate limited slip differentials and variable torque split capability. Unit shown for sequential gear selector change, but unit is capable of conversion to 'H' pattern gearchange. Photo 97 - 14

Gear	Ratio	Teeth
1	3.00	12 : 36
2	2.12	16 : 34
3	1.61	18 : 29
4	1.32	19 : 25
5	1.12	17 : 19
6	0.96	25 : 24
Rev	2.67	12:14:32

Gearchange assembly for above gearbox, including alternative length gear lever Photo 97 - 15

Revised opening in transmission tunnel for gearchange mechanism.

Original gearchange hole sealed. Photo 97 - 16

*[Signature]*  
FEDERATION INTERNATIONALE  
DE L'AUTOMOBILE

8, place de la Concorde, 75008 Paris

Services Administratifs :

8 bis, rue Boissy d'Anglas, 75008 Paris

Marque  
Make **FORD**

Modèle  
Model **ESCORT RS COSWORTH**

Homologation N°  
A 5466  
Extension N°

**22 / 17 V0**

Page ou ext. Page or ext.	Article Article	Description Description																																										
14	605	Final drive reduction gear (built into gearbox assembly)  <table border="0"> <thead> <tr> <th>Ratio</th> <th>Teeth</th> <th>Ratio</th> <th>Teeth</th> <th>Ratio</th> <th>Teeth</th> </tr> </thead> <tbody> <tr> <td>1.20</td> <td>24 : 20</td> <td>1.15</td> <td>23 : 20</td> <td>1.10</td> <td>22 : 20</td> </tr> <tr> <td>1.06</td> <td>19 : 18</td> <td>1.05</td> <td>23 : 22</td> <td>1.00</td> <td>24 : 24</td> </tr> <tr> <td>0.96</td> <td>22 : 23</td> <td>0.96</td> <td>25 : 26</td> <td>0.95</td> <td>20 : 21</td> </tr> <tr> <td>0.91</td> <td>20 : 22</td> <td>0.90</td> <td>18 : 20</td> <td>0.86</td> <td>24 : 28</td> </tr> <tr> <td>0.85</td> <td>17 : 20</td> <td>0.82</td> <td>22 : 27</td> <td>0.80</td> <td>20 : 25</td> </tr> <tr> <td>0.78</td> <td>21 : 27</td> <td></td> <td></td> <td></td> <td></td> </tr> </tbody> </table>	Ratio	Teeth	Ratio	Teeth	Ratio	Teeth	1.20	24 : 20	1.15	23 : 20	1.10	22 : 20	1.06	19 : 18	1.05	23 : 22	1.00	24 : 24	0.96	22 : 23	0.96	25 : 26	0.95	20 : 21	0.91	20 : 22	0.90	18 : 20	0.86	24 : 28	0.85	17 : 20	0.82	22 : 27	0.80	20 : 25	0.78	21 : 27				
Ratio	Teeth	Ratio	Teeth	Ratio	Teeth																																							
1.20	24 : 20	1.15	23 : 20	1.10	22 : 20																																							
1.06	19 : 18	1.05	23 : 22	1.00	24 : 24																																							
0.96	22 : 23	0.96	25 : 26	0.95	20 : 21																																							
0.91	20 : 22	0.90	18 : 20	0.86	24 : 28																																							
0.85	17 : 20	0.82	22 : 27	0.80	20 : 25																																							
0.78	21 : 27																																											
14	606	Transmission shaft, Shaft length variable to accommodate alternative axles. Photo 97 - 17																																										
15	701	Suspension upright assembly, fabricated construction for main body. Front axle assembly type 97/10 Photo 97 - 18 Rear axle assembly, WRC only. type 97/11 Photo 97 - 19 Revised retention system for damper body guide to upright, diameter of body variable for alternative damper assemblies. Photo 97 - 20 Steering Arm, retains same steering ratio. For use on Front axle only. types 97/01 & 97/02 shown. Photo 97 - 21																																										
15	701	Alternative front suspension crossmember, attached to main chassis in same position as standard unit. Suspension pick up points within 20mm of production car. Parts are fabricated in ferrous or light alloy material Photo 97 - 22																																										
15	701	Suspension links. For use on Front and / or Rear axles on WRC cars, Only to be used on Front axle of non-kit car version of Group A cars Photo 97 - 23 Photo 97 - 24																																										

**FEDERATION INTERNATIONALE  
DE L'AUTOMOBILE**

8, place de la Concorde, 75008 Paris

Services Administratifs :

R bis, rue deissy d'Angoulême, 75006 Paris

Page \_\_\_\_\_

Marque  
Make FORD

Modèle  
Model ESCORT RS COSWORTH

Homologation N°  
A 5466  
Extension N°

**22/170**

Page ou ext. Page or ext.	Article Article	Description Description
15	701	Anti-roll bar, shown with alternative blades and mounting bracket. Torsion bar dimensions variable to suit roll stiffness required. Front Photo 97 - 25 Rear Photo 97 - 26 Alternative mounting brackets for Anti-roll bar which may be bolted and/or welded to the chassis Photo's 97 - 27, 97 - 28
17	803	Handbrake mounting bracket and revised lever assembly, to accept full range of existing handbrake master cylinders. Photo 97 - 29
17	804	Reservoir for hydraulic fluids Single tank, type 97/01 Volume = 2.1 Litres. Photo 97 - 30 Combined tanks for separate fluids, type 97/02. Volumes = 2.1 & 2.5 Litres Photo 97 - 31
17	804	Electric Power Assisted Steering pump for Steering and / or other high pressure hydraulic requirements on the car. Photo 97 - 32

Marque **FORD**  
Make

Modèle **ESCORT RS COSWORTH**  
Model

Homologation No

**A-5466**

Extension No

**22/17V0**

PHOTO No 97 - 14




PHOTO No 97 - 15




PHOTO No 97 - 16




PHOTO No 97 - 17




PHOTO No 97 - 18





PHOTO No 97 - 19



**FEDERATION INTERNATIONALE  
DE L'AUTOMOBILE**

8, place de la Concorde, 75008 Paris  
Services Administratifs :

8 bis, rue Boissy d'Anglas, 75000 Paris

Marque **FORD**  
Make

Modèle **ESCORT RS COSWORTH**  
Model

Homologation No

**A-5466**

Extension No

**22/17 V0**

PHOTO No 97 - 20




PHOTO No 97 - 21




PHOTO No 97 - 22




PHOTO No 97 - 23




PHOTO No 97 - 24





PHOTO No 97 - 25



**FEDERATION INTERNATIONALE  
DE L'AUTOMOBILE**

8, place de la Concorde, 75008 Paris

Services Administratifs :

8 bis, rue Boissy d'Anglas, 75008 Paris

Marque  
Make

FORD

Modèle  
Model

ESCORT RS COSWORTH

Homologation No

A-5466

Extension No

22/17V0

PHOTO No

97 - 26




PHOTO No

97 - 27




PHOTO No

97 - 28




PHOTO No

97 - 29




PHOTO No

97 - 30





PHOTO No

97 - 31



FEDERATION INTERNATIONALE  
DE L'AUTOMOBILE

8, place de la Concorde, 75008 Paris

Services Administratifs :

8 bis, rue Boissy d'Anglas, 75008 Paris



Marque  
Make

FORD

Modèle  
Model

ESCORT RS COSWORTH

Homologation No

A-5466

Extension No

22/17 V0

PHOTO No

97 - 32




PHOTO No




PHOTO No




PHOTO No




PHOTO No





PHOTO No

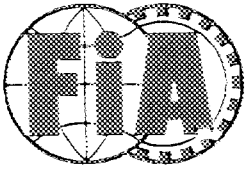


**FEDERATION INTERNATIONALE  
DE L'AUTOMOBILE**

8, place de la Concorde, 75008 Paris

Services Administratifs :

8 bis rue Boissy d'Anglas 75008 Paris



FEDERATION INTERNATIONALE  
DE L'AUTOMOBILE

Homologation No

A-5466

Groupe  
Group

A

Extension No

23/05 ER

FICHE D'EXTENSION D'HOMOLOGATION  
FORM OF HOMOLOGATION EXTENSION

- |  |  |
|--|--|
| <input type="checkbox"/> ES Evolution sportive du type / Sporting evolution of the | <input type="checkbox"/> VO Variante option / Option variant |
| <input type="checkbox"/> ET Evolution normale du type / Normal evolution of the    | <input checked="" type="checkbox"/> ER Erratum / Erratum     |
| <input type="checkbox"/> VF Variante de fourniture / Supply variant                |  |

Véhicule: Constructeur  
Vehicle: Manufactureur

FORD

Modèle et type  
Model and type

ESCORT RS COSWORTH

Homologation valable à partir du  
Homologation valid as from

1 JULY 1997

Page ou ext. Page or ext.	Article Article	Description Description
------------------------------	--------------------	----------------------------

20/01WR  
Page 7

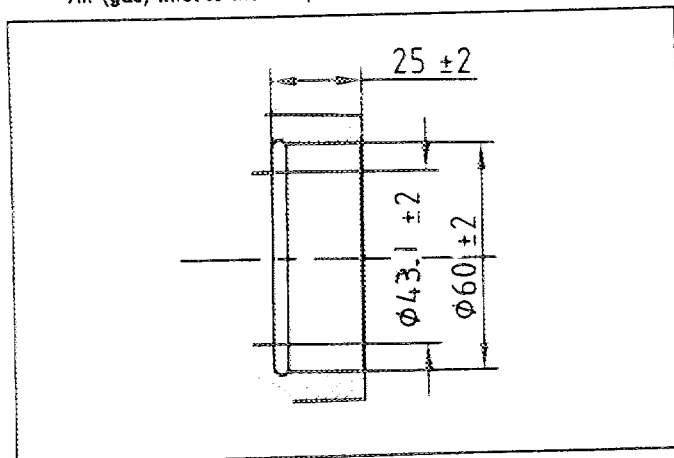
334  
Drg.  
VII

Errata

Turbocharger detail, World Rally Car only.  
Dimension  $45.4 \pm 2\text{mm}$  should read  $43.1 \pm 2\text{mm}$ .

This gives the correct clearance to impeller wheel quoted in 334e4, Dim A of  $42.4 \pm 0.4\text{mm}$  Dimension from wrong compressor originally quoted.

VII) Entrée d'air (mélange) dans carter de compresseur  
Air (gas) inlet to the compressor housing




FEDERATION INTERNATIONALE  
DE L'AUTOMOBILE

8, place de la Concorde, 75008 Paris

Services Administratifs :

8 bis, rue Boissy d'Anglas, 75008 Paris

Page



FEDERATION INTERNATIONALE  
DE L'AUTOMOBILE

Homologation N°

A - 5466

Groupe  
Group **A**

Extension N°

24 / 18 VO

FICHE D'EXTENSION D'HOMOLOGATION  
FOR OF HOMOLOGATION EXTENSION

- ES Evolution sportive du type / Sporting evolution of the type
- ET Evolution normale du type / Normal evolution of the type
- VF Variante de fourniture / Supply variant
- VO Variante option / Option variant
- ER Erratum / Erratum

Véhicule : Constructeur Ford Motor Company Limited Modèle et type Escort RS Cosworth  
Vehicle : Manufacturer \_\_\_\_\_ Model and type \_\_\_\_\_

Homologation valable à partir du 1 October 1997  
Homologation valid as from \_\_\_\_\_

Page or ext.	Article	Description
		For All Group A cars, unless specifically specified.
14	605	Front differential assembly, with active differential components fitted. (the active differential components may be modified or deleted if required). Photo 97 - 33
15	701	Front upright assembly, incorporating high capacity bearings, spindle and wheel mounting flange. Complete with bolt on steering arm bracket and adaptor for mounting homologated brake calipers. Photo 97 - 34
15	701	Track control arm assembly; front suspension. Fabricated assembly in Ferrous material. To be used with homologated front upright assemblies. Photo 97 - 35
15	701	Anti roll bar assembly, with variable setting for roll stiffness. Includes mounting bracket to chassis. Photo 97 - 36
15	701	Rear sub frame assembly. Attaches to the car in the same position as previous unit, and suspension mounting points remain within 20mm of original WRC component. For use on WRC only. Photo 97 - 37

FEDERATION INTERNATIONALE  
DE L'AUTOMOBILE  
8, place de la Concorde, 75008 Paris  
Services Administratifs :  
8 bis, rue Boissy d'Anglas, 75008 Paris

Marque Ford Motor Company Limited  
Make

Modèle Escort RS Cosworth  
Model

A - 5466

Extension N°

24 / 18 V0

PHOTO N° 97 - 33




PHOTO N° 97 - 34




PHOTO N° 97 - 35




PHOTO N° 97 - 36




PHOTO N° 97 - 37





PHOTO N°




FEDERATION INTERNATIONALE  
DE L'AUTOMOBILE

8, place de la Concorde, 75008 Paris

Services Administratifs :

8 bis. rue Boissy d'Anglas, 75008 Paris



FEDERATION INTERNATIONALE  
DE L'AUTOMOBILE

Homologation N°

A - 5466

Groupe  
Group

A

Extension N°

25 / 19 V0

FICHE D'EXTENSION D'HOMOLOGATION  
FOR OF HOMOLOGATION EXTENSION

- ES Evolution sportive du type / Sporting evolution of the type
- ET Evolution normale du type / Normal evolution of the type
- VF Variante de fourniture / Supply variant
- VO Variante option / Option variant
- ER Erratum / Erratum

Véhicule : Constructeur **Ford Motor Company Limited**  
Vehicle : Manufacturer

Modèle et type **Escort R S Cosworth**  
Model and type

Homologation valable à partir du **1 March 1998**  
Homologation valid as from

Page or ext.	Article	Description
12	603	Revised gearchange lever for use with sequential gearbox. Photo 98 - 01 Repositioned hole in transmission tunnel for gearchange lever Photo 98 - 02
14	605	Heavy duty front differential case with modified bearing support, To be used with all previous versions of this front differential Photo 98 - 03 Alternative machining of side plate Photo 98 - 04
14	605	Modified rear cover for Heavy duty differential case, standard on WRC, optional for Group A Photo 98 - 05
14	606	Light alloy main transmission shaft Photo 98 - 06
14	606	Drive shaft, with associated inner and outer joints. Front and/or rear suspension. Actual shaft length variable to suit geometry used. Photo 98 - 07 Variable thickness drive shaft spacers Photo 98 - 08
15	701	Alternative construction for rear steer arm bracket, World Rally Car Only Photo 98 - 09

  
FEDERATION INTERNATIONALE  
DE L'AUTOMOBILE  
8, place de la Concorde, 75008 Paris  
Services Administratifs :  
9 bis, rue Boissv d'Angias, 75008 Paris

Marque **Ford Motor Company Limited**  
Make

Modèle **Escort R S Cosworth**  
Model

Homologation N°

**A - 5466**

Extension N°

**25 / 19 V0**

Page or ext.	Article	Description
15	701	Alternative mounting bracket for strut top mount. Retains rotational point of joint within 20mm of standard position. Use:- Front and rear on WRC, Front only on Group A. Photo 98 - 10 Alternative machining of bearing carrier Photo 98 - 11
15	701	Front suspension cross member, shown with removable upper reinforcement brackets. These brackets may be fitted to all versions of this crossmember Photo 98 - 12
15	701	Front upright assembly, with reduced nose diameter for use with small diameter discs brakes used in adverse conditions. This modification may be applied to any of the previously homologated upright assemblies. Photo 98 - 13 Reinforced strut clamp, can be fitted to all versions of this upright assembly, and machined to suit strut assembly used Photo 98 - 14
15	701	Track control arm, in light alloy. type 98//1 Photo 98 - 15 type 98/2 Photo 98 - 16
15	701	Different length radius / toe links for rear suspension; World Rally Car only. Photo 98 - 17
16	801	Front Hub and bearing carrier, front or rear axle Photo 98 - 18
16	801	Wheel scraper for use in adverse conditions, type 98/1 Photo 98 - 19 type 98/2 Photo 98 - 20 Dirt shield for brake discs type 98/1 Photo 98 - 21 type 98/2 Photo 98 - 22
17	803	Combined reservoir for Water and Hydraulic fluid. Water volume = 2.3 L. and hydraulic fluid volumes = 1x 1.4 L. & 1x 1.8 L. Photo 98 - 23
17	803	All previously homologated Water containers, can be used for any combination of the following:- Engine injection, Intercooler spray, Brake cooling, Damper cooling. and/or Windscreen cleaning

**FEDERATION INTERNATIONALE  
DE L'AUTOMOBILE**

8. place de la Concorde, 75008 Paris

Services Administratifs :

4 bis. rue Boissy d'Anglas, 75008 Paris

Marque  
Make **FORD MOTOR COMPANY LIMITED**

Modèle  
Model **ESCORT R S COSWORTH**

Homologation N°

**A - 5466**

Extension N°

**25 / 19 V0**

PHOTO N° 98 - 01




PHOTO N° 98 - 02




PHOTO N° 98 - 03




PHOTO N° 98 - 04




PHOTO N° 98 - 05




PHOTO N° 98 - 06



FEDERATION INTERNATIONALE  
DE L'AUTOMOBILE

8, place de la Concorde, 75008 Paris

Services Administratifs :

8 bis, rue Boissy d'Anglas, 75008 Paris

Homologation N°

A - 5466

Marque

Make **FORD MOTOR COMPANY LIMITED**

Modèle

Model **ESCORT R S COSWORTH**

Extension N°

25 / 19 V0

PHOTO N° 98 - 07




PHOTO N° 98 - 08




PHOTO N° 98 - 09




PHOTO N° 98 - 10




PHOTO N° 98 - 11





PHOTO N° 98 - 12



FEDERATION INTERNATIONALE  
DE L'AUTOMOBILE

8, place de la Concorde, 75008 Paris

Services Administratifs :

3 bis, rue Boissy d'Anglas, 75008 Paris



Marque  
Make **FORD MOTOR COMPANY LIMITED**

Modèle  
Model **ESCORT R S COSWORTH**

Homologation N°

**A - 5466**

Extension N°

**25 / 19 VO**

PHOTO N° 98 - 13




PHOTO N° 98 - 14




PHOTO N° 98 - 15




PHOTO N° 98 - 16




PHOTO N° 98 - 17





PHOTO N° 98 - 18



**FEDERATION INTERNATIONALE  
DE L'AUTOMOBILE**

8, place de la Concorde, 75008 Paris

Services Administratifs :

3 bis, rue Boissy d'Anglas, 75008 Paris

Homologation N°

A - 5466

Marque

Make **FORD MOTOR COMPANY LIMITED**

Modèle

Model **ESCORT R S COSWORTH**

Extension N°

25 / 19 V0

PHOTO N° 98 - 19




PHOTO N° 98 - 20




PHOTO N° 98 - 21




PHOTO N° 98 - 22




PHOTO N° 98 - 23





PHOTO N°




**FEDERATION INTERNATIONALE  
DE L'AUTOMOBILE**

8, place de la Concorde, 75008 Paris

Services Administratifs :

8 bis rue Boissy d'Anglas, 75008 Paris



FEDERATION INTERNATIONALE  
DE L'AUTOMOBILE

Homologation N°

A - 5466

Groupe

A / B

Group

Extension N°

26 / 20 VO

FICHE D'EXTENSION D'HOMOLOGATION  
FOR OF HOMOLOGATION EXTENSION

- ES Evolution sportive du type / Sporting evolution of the type
- ET Evolution normale du type / Normal evolution of the type
- VF Variante de fourniture / Supply variant
- VO Variante option / Option variant
- ER Erratum / Erratum

Véhicule : Constructeur Ford Motor Company Limited Modèle et type Escort R S Cosworth  
Vehicle : Manufacturer \_\_\_\_\_ Model and type \_\_\_\_\_

Homologation valable à partir du 1 October 1998  
Homologation valid as from \_\_\_\_\_

Page or ext.	Article	Description
14	604	Remote power pack for any car high pressure hydraulic application Photo 98-24  Combined hydraulic actuator and control block assembly for on board servo assistance to PAS, differentials and other hydraulic circuitry. Photo 98-25
16	803	Brake caliper (front and/or rear axle). Calipers machined from same casting/forging to suit specific application. Supplier:- Ford / Brembo. Photo 98-26
	803e	N° of cylinders 8
	803e1	Cylinder Bore mm. From 24 to 36
	803g1	N° of pads per wheel 4
	803g2	N° of Calipers per wheel 1
	803g3	Caliper material Alum Alloy
	803g8	Pad length mm From 70 to 95

*Flouquet*  
FEDERATION INTERNATIONALE  
DE L'AUTOMOBILE

8, place de la Concorde, 75008 Paris  
Services Administratifs :  
9 bis, rue Boissy d'Anglas, 75008 Paris

Marque Ford Motor Company Limited  
Make

Modèle Escort R S Cosworth  
Model

Homologation N°

A - 5466

Extension N°

26/20V0

PHOTO N° 98-24




PHOTO N° 98-25



PHOTO N° 98-26




PHOTO N°




PHOTO N°





PHOTO N°



FEDERATION INTERNATIONALE  
DE L'AUTOMOBILE

8, place de la Concorde, 75008 Paris  
Services Administratifs :  
2 bis rue Boissy d'Anglas, 75008 Paris